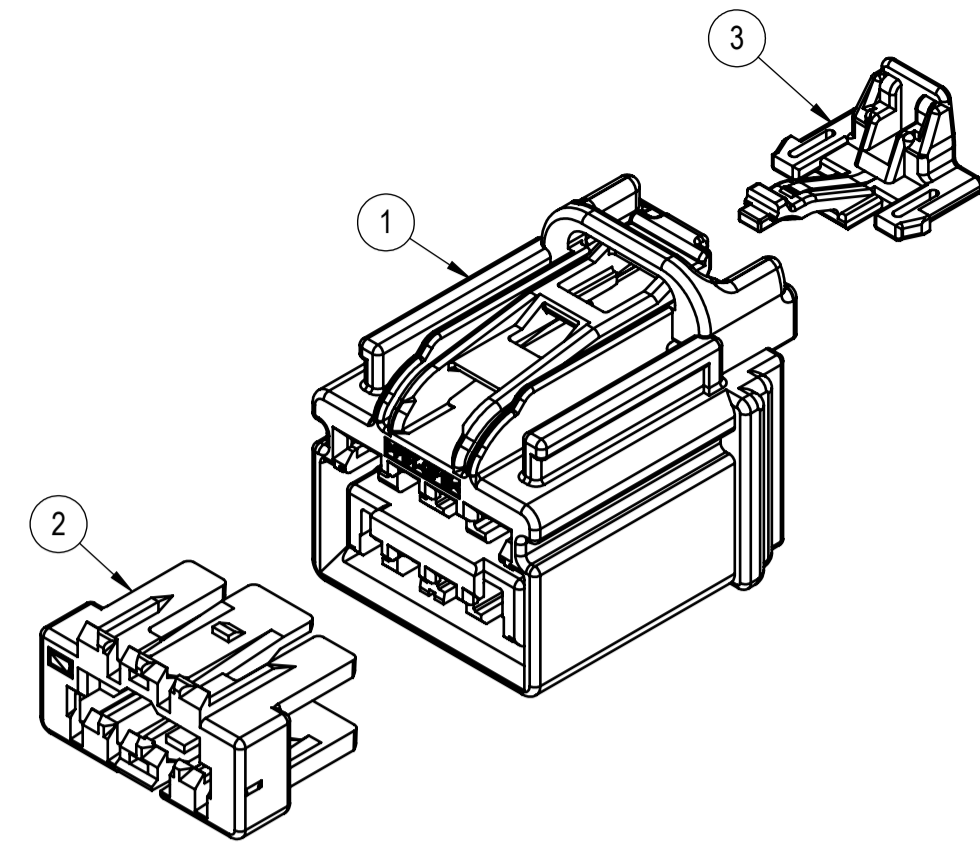
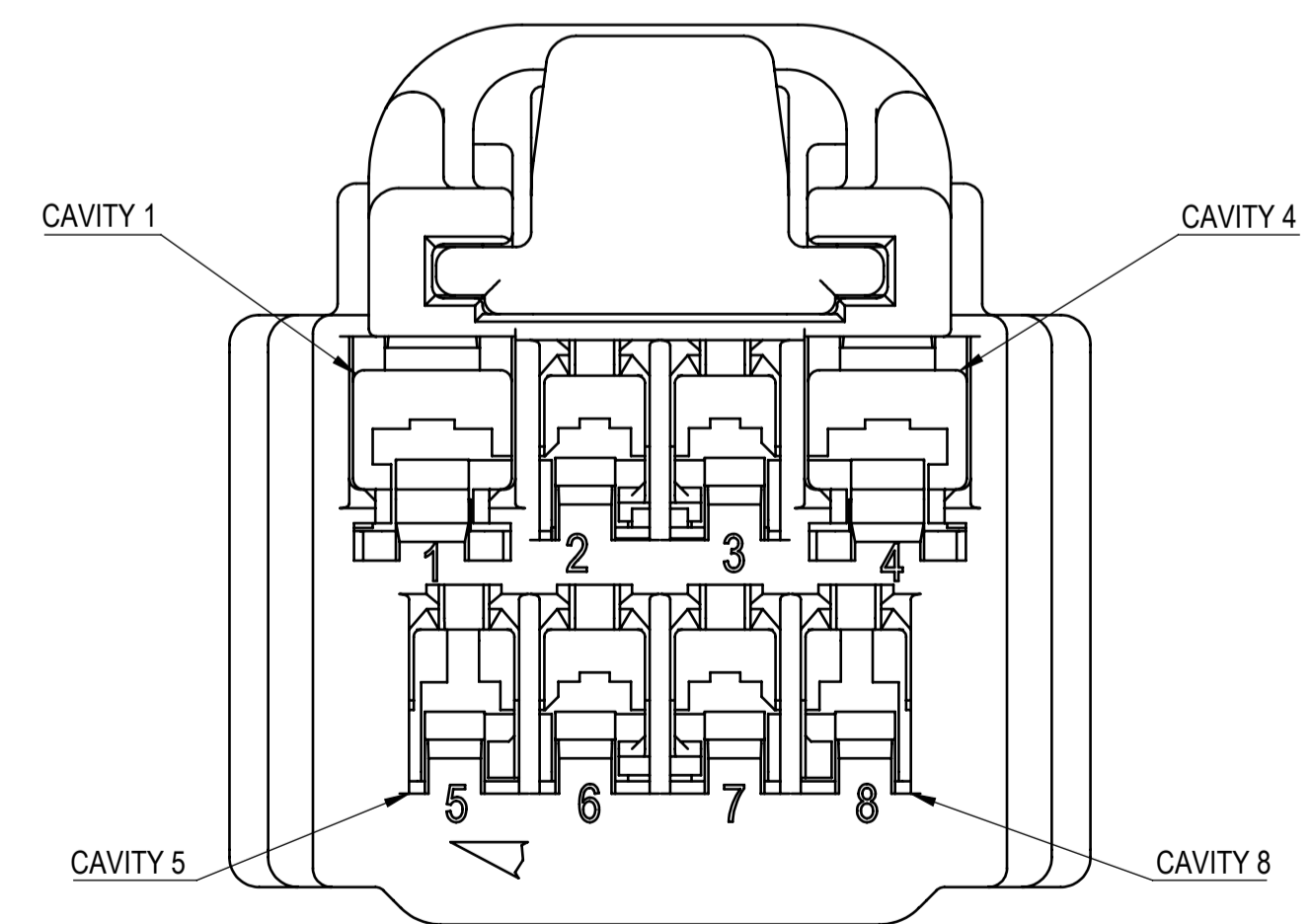
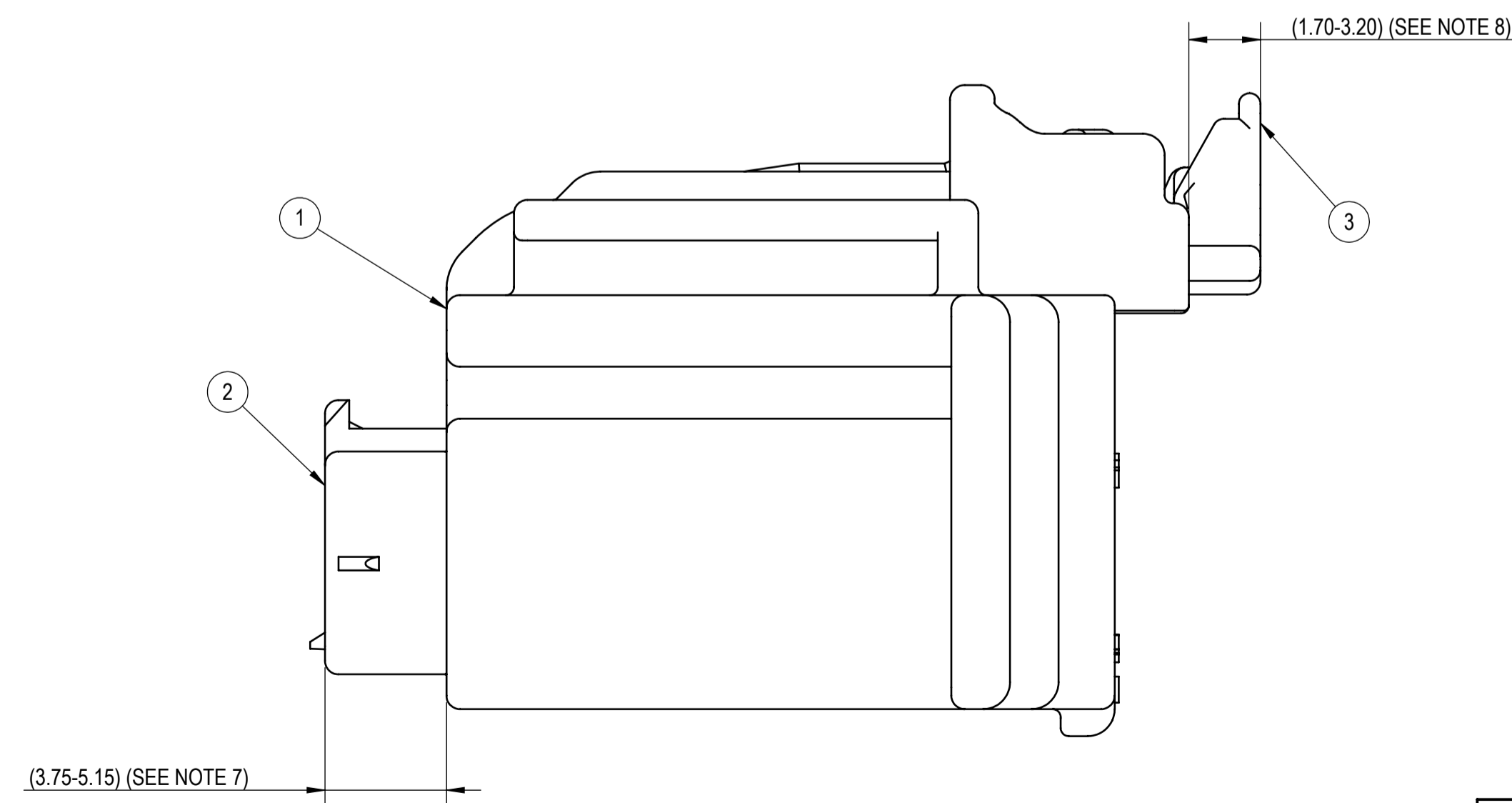
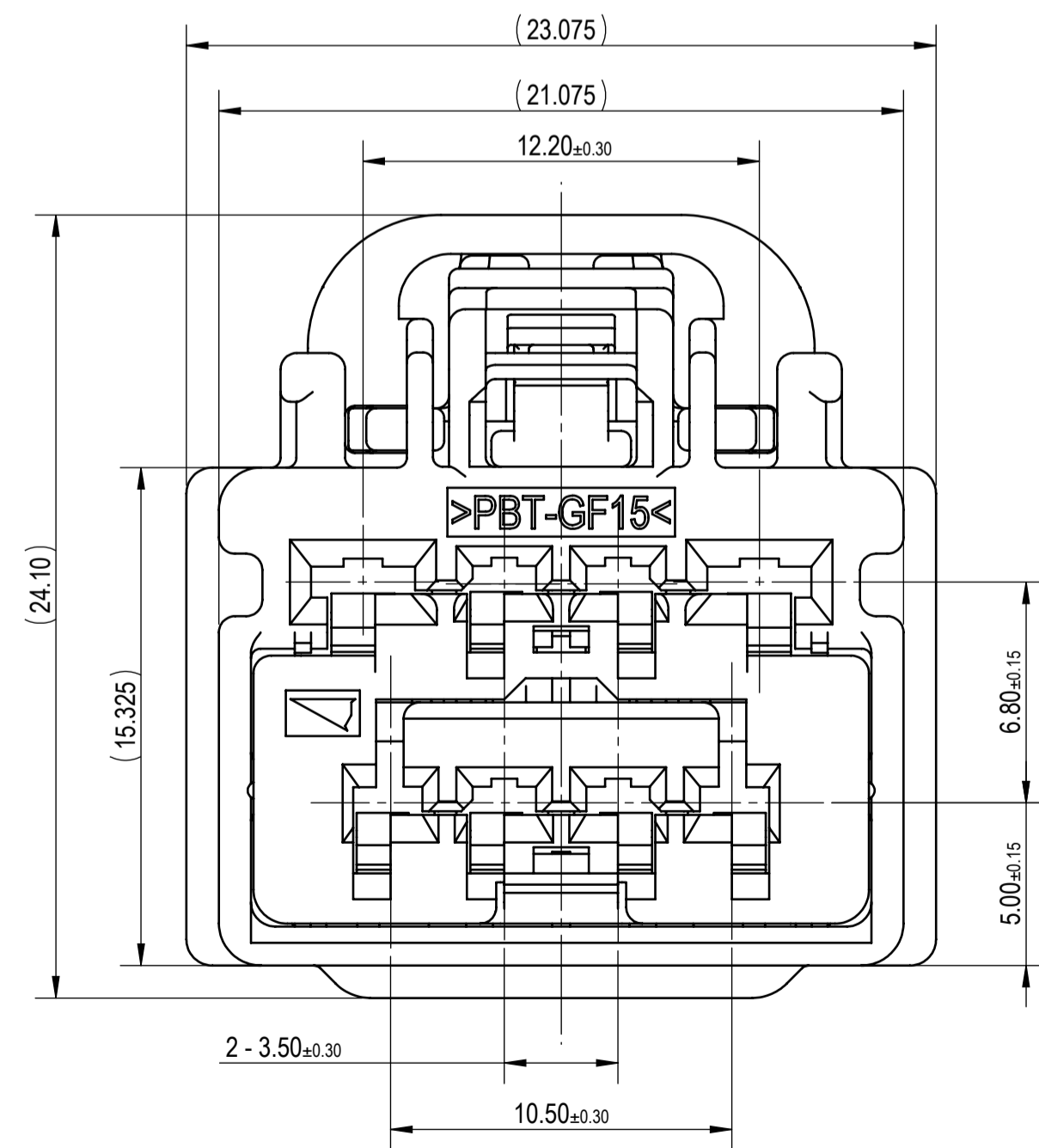
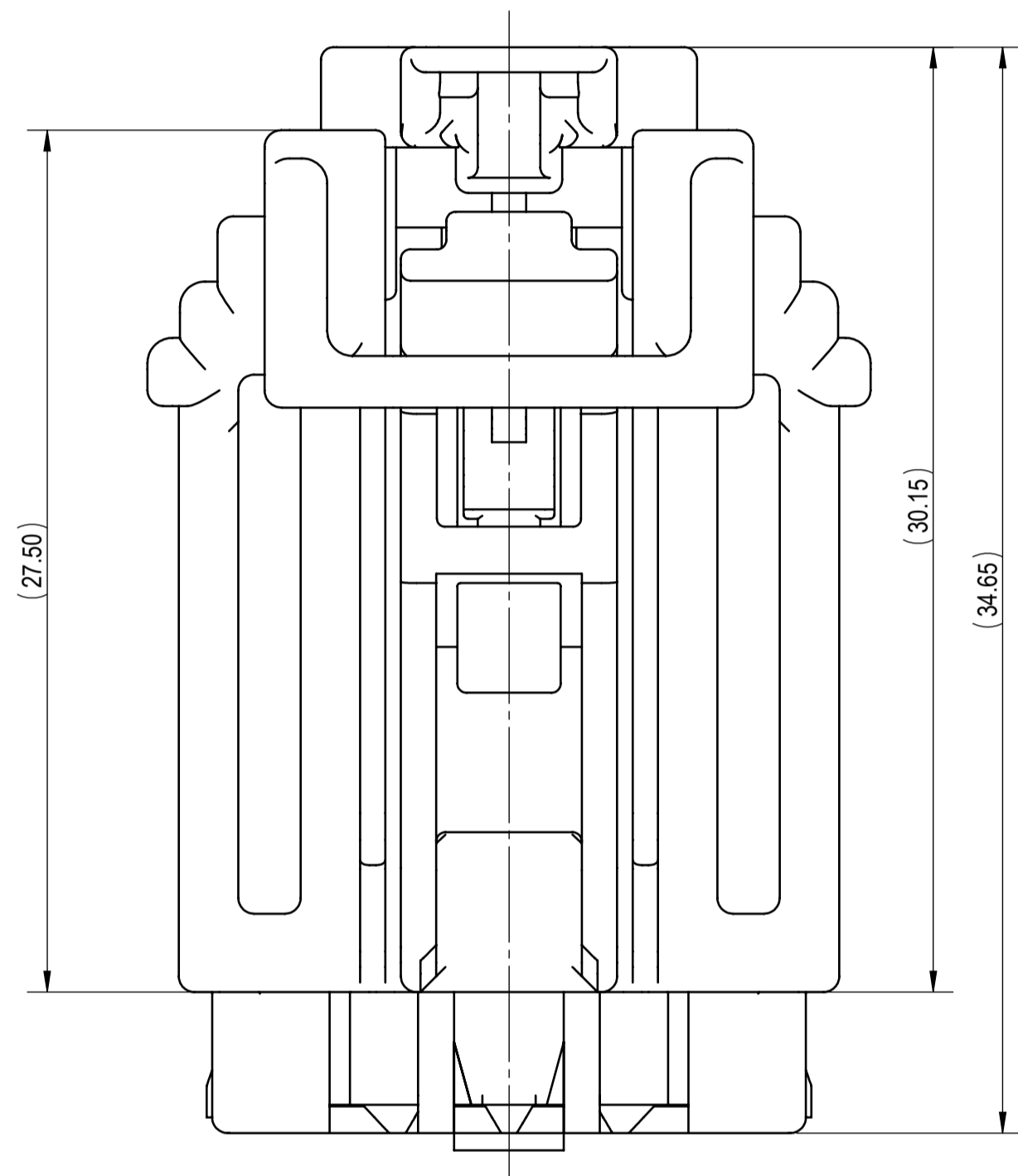


7289-9155-40
KEYWAY A

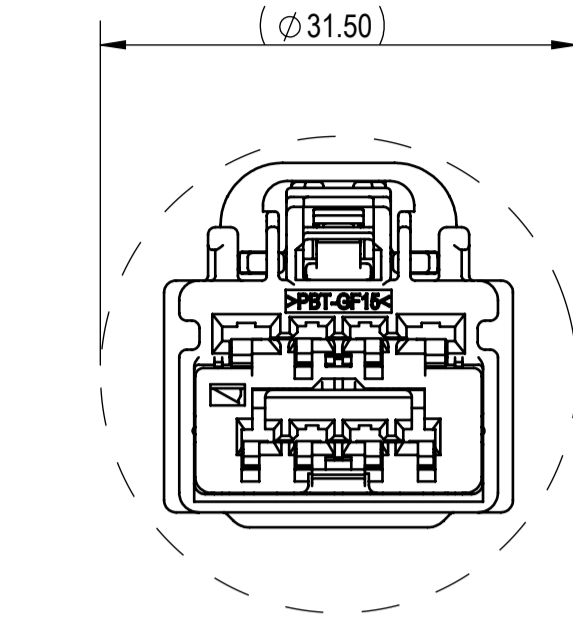
(2/1)



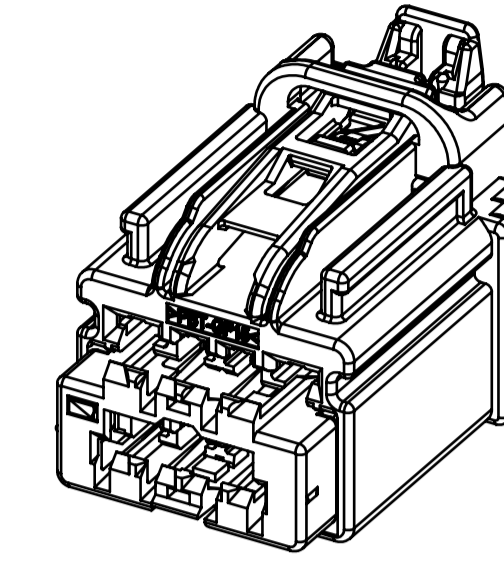
EXPLODED VIEW
(2/1)



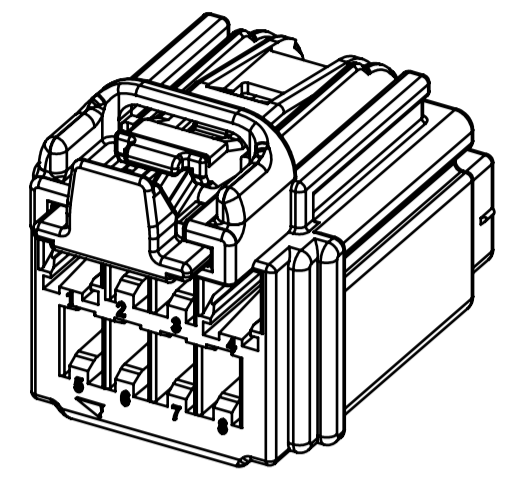
SUB-ASSEMBLY PART NUMBER	NO.	PART NUMBER	PART NAME	MATERIAL	COLOR	QUANTITY
7289-9155-40	①	7189-9155-40	8P (6Px1.5 + 2Px2.8) YESC KAIZEN UNSEALED FEMALE CONNECTOR HOUSING	PBT-GF15	LIGHT GRAY	1
	②	7158-6019-50	8P (6Px1.5 + 2Px2.8) YESC KAIZEN UNSEALED FEMALE CONNECTOR TPA	PBT	RED	1
	③	7172-1375-50	YESC KAIZEN LARGE LOCK CPA	PBT-GF15	RED	1



RECOMMENDED PASS-THROUGH
HOLE DIMENSION
(1mm CLEARANCE ALL AROUND)
(2/1)



FRONT ISOMETRIC VIEW
(2/1)



REAR ISOMETRIC VIEW
(2/1)

NOTES:

- PARTS MUST BE PURCHASED FROM YAZAKI.
- PARTS MUST BE FREE OF FLASH AND IMPERFECTIONS THAT AFFECT FUNCTION.
- APPLICABLE TERMINALS: SEE 7116-4780-02:R DRAWING (1.5mm YESC KAIZEN UNSEALED) MAX WIRE OD: 2.10mm (CAVITIES 2, 3, 5-8) SEE 7116-4110-02:R DRAWING (2.80mm YESC UNSEALED) MAX WIRE OD: 3.70mm (CAVITIES 1, 4)
- MATING PART NUMBER: 7282-6448-40
- PART SATISFIES GMW3191, JUNE 2012, (T2/V1/S1/MF3) WITH THE FOLLOWING EXCEPTIONS: 4.2.4 2.8 TERMINAL INSERTION WITH TPA IN FULL SET POSITION= 57N MIN
- PART TO COMPLY WITH YPES-31-038 REQUIREMENTS.
- THIS DIMENSION SHOWS THE PRE-SET POSITION OF THE TPA.
- THIS DIMENSION SHOWS THE PRE-SET POSITION OF THE CPA.
- THIS DRAWING IS TO BE USED FOR INTERNAL YAZAKI PSW SUBMISSION.
- HANDLING MANUAL NUMBER: YPES-15-599E.

LET	DATE	REVISION RECORD	NO.	CHKD
-	01-17-2018	NEW	C18-A034	IM

GENERAL TOLERANCE											
A	±0.15	±0.20	±0.30	±0.50	±0.75	±0.20	±0.30	±0.50	±2.50	±3°	0.1
B	±0.20	±0.30	±0.55	±0.95	±1.40	±0.20	±0.30	±0.50	±2.50	±3°	0.1
C	±0.30	±0.50	±0.80	±1.40	±2.00					±3°	0.15
SPECIFIED										MASS	(7.98) g

CUSTOMER	CUSTOMER PART NO.	CUSTOMER DWG NO.	MATL SPEC.	SEE TABLE	TREAT. & FIN.	N/A
OFFICE	YNA	TRIAL PART NO.	NAME	8P (6Px1.5 + 2Px2.8) YESC KAIZEN UNSEALED FEMALE CONNECTOR SUB-ASSEMBLY		
VENDOR			PART NO.	7289-9155-40		
VENDOR NO.			DWG NO.	7289-9155-40:R		
			YAZAKI CORPORATION			