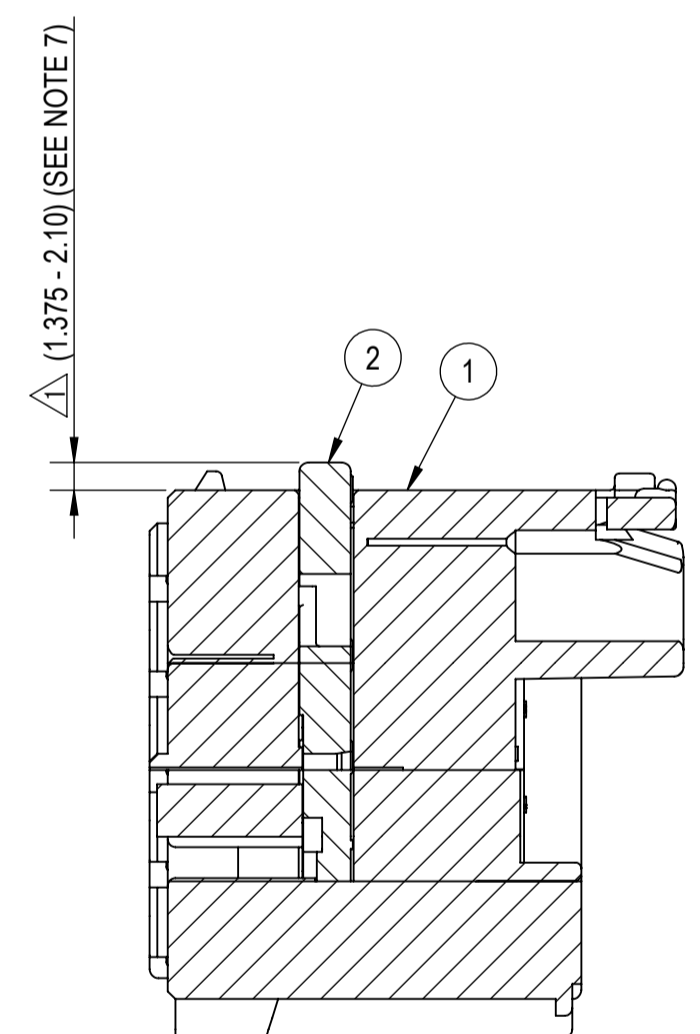
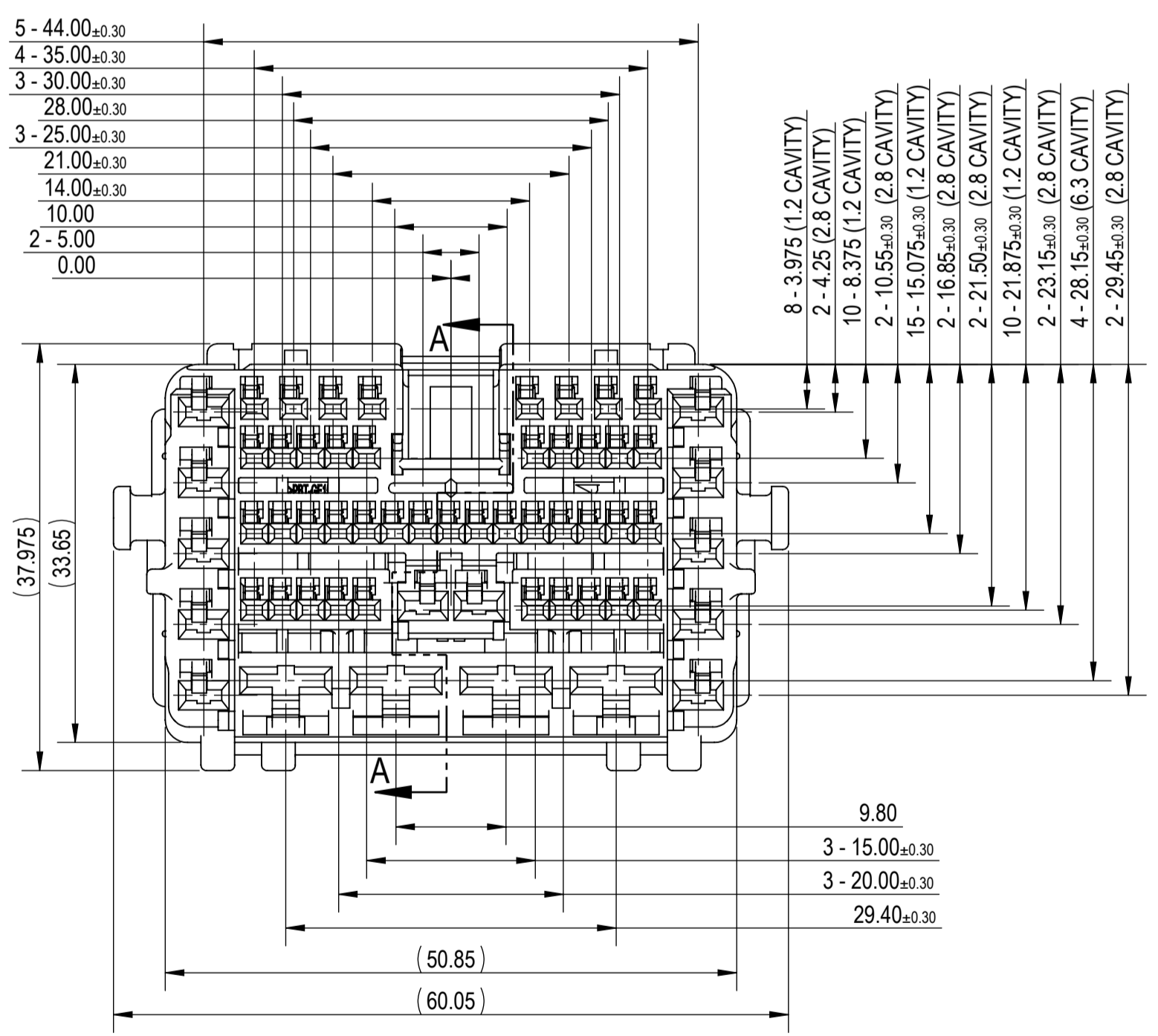
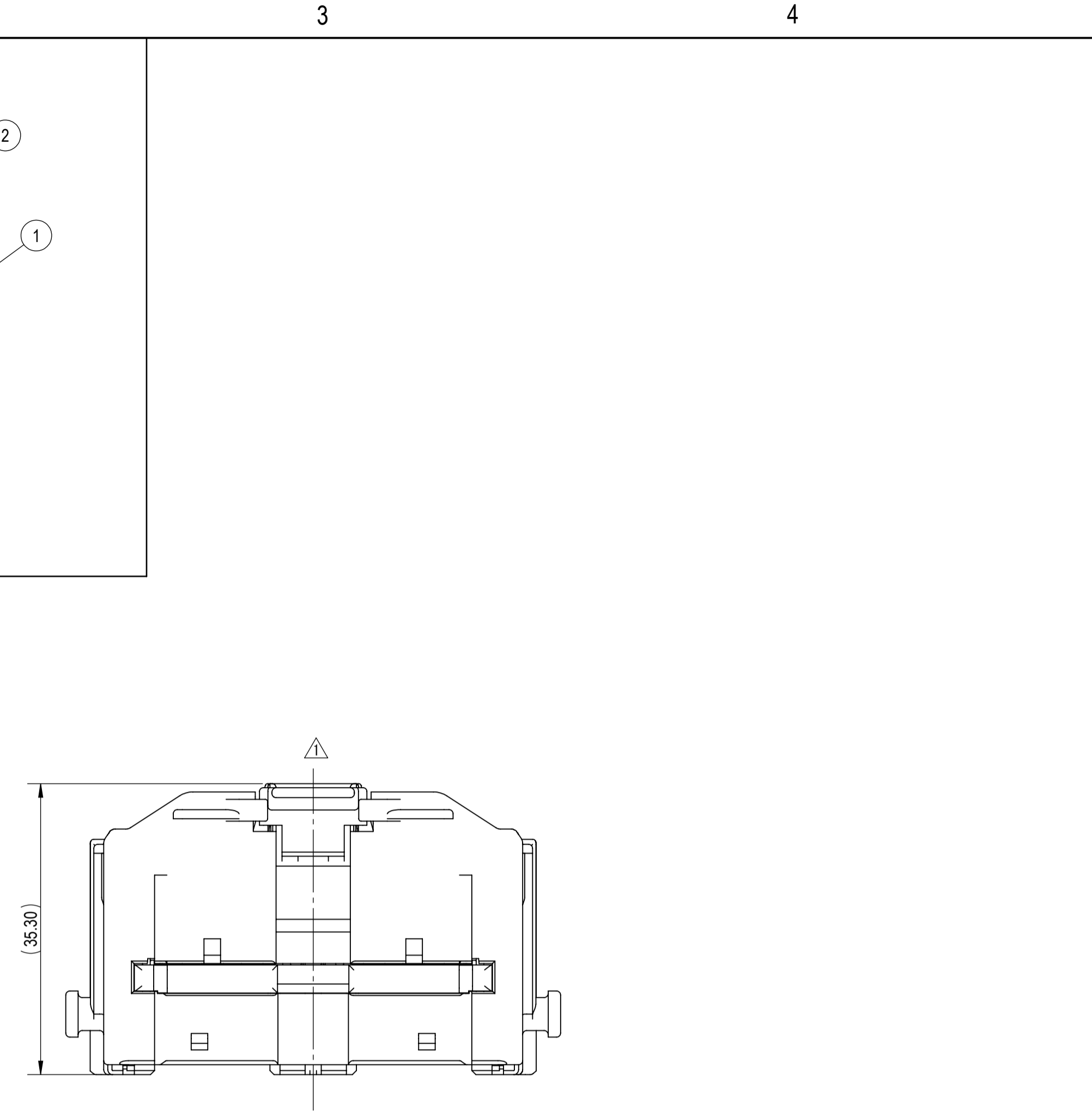


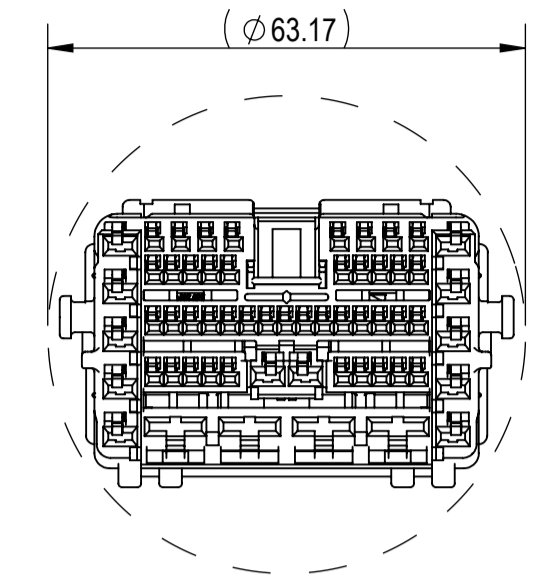
EXPLODED VIEW (1/1)



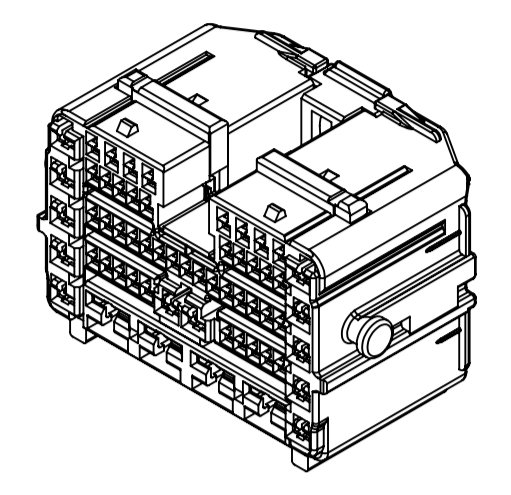
SECTION A-A

TABLE 1		SUB-ASSEMBLY PART NUMBER	NO.	PART NUMBER	PART NAME	MATERIAL	COLOR	QUANTITY
		SEE TABLE 2	①	SEE TABLE 2	59P (43P 1.2mm + 12P 2.8mm + 4P 6.3mm) UNSEALED FEMALE CONNECTOR HOUSING	PBT-GF15	SEE TABLE 2	1
			②	7172-1356	59P (43P 1.2mm + 12P 2.8mm + 4P 6.3mm) UNSEALED FEMALE CONNECTOR ISL	PBT-GF15	NATURAL	1

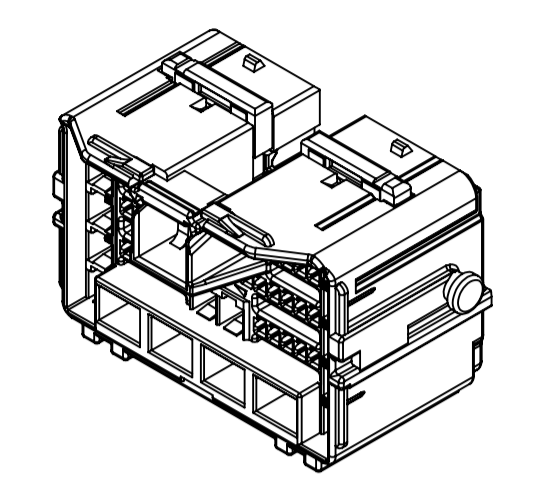
TABLE 2		SUB-ASSEMBLY PART NUMBER	HOUSING PART NUMBER	KEYWAY	COLOR	YAZAKI IN-LINE MATING PART NUMBER
		7289-7293-30	7189-7293-30	A	BLACK	7288-7295-30
		7289-7294-40	7189-7294-40	B	LIGHT GRAY	7288-7296-40
		7289-7292-10	7189-7292-10	C	DARK GRAY	7297-2707-10
		7298-0341-60	7198-0341-60	D	GREEN	7297-0338-60



RECOMMENDED PASS-THROUGH HOLE DIMENSION (1mm CLEARANCE ALL AROUND) (1/1)



FRONT ISOMETRIC VIEW (1/1)



REAR ISOMETRIC VIEW (1/1)

- NOTES:
- PARTS MUST BE PURCHASED FROM YAZAKI.
 - PARTS MUST BE FREE OF FLASH AND IMPERFECTIONS THAT AFFECT FUNCTION.
 - APPLICABLE TERMINAL: SEE 7196-1367-02:R DRAWING (YCO 1.2mm) OR 13543112 DRAWING (1.2mm APTIV OCS) OR C-1534326 (TYCO 1.2mm MCON CB)
 MAX WIRE OD: 2.40mm (CAVITIES 2-9)
 MAX WIRE OD: 1.90 (CAVITIES 12-21, 24-38, 41-45, 48-52)
 SEE 7116-4270-02:R DRAWING, (YESC KAIZEN 2.8mm)
 MAX WIRE OD: 3.00mm (CAVITIES 1, 10-11, 22-23, 39-40, 46-47, 53-54, 59)
 SEE 7116-4120-02:R DRAWING (YESC 6.3mm)
 MAX WIRE OD: 4.90mm (CAVITIES 55-58)
 - MATING PART NUMBER: SEE TABLE 2.
 - PART SATISFIES FCA PF 90012, CHANGE LEVEL A, APRIL 2014, (T2/V1/S1/MF3).
 - PART TO COMPLY WITH YPES-31-038 REQUIREMENTS.
 - THIS DIMENSION SHOWS THE PRE-SET POSITION OF THE ISL.
 - HANDLING MANUAL NUMBER: YPES-15-1702E
 - CONNECTOR IS CAPABLE OF ACCEPTING A DRESS COVER.
 - THIS DRAWING IS TO BE USED FOR INTERNAL YAZAKI PSW SUBMISSION.

LET	DATE	REVISION RECORD	NO.	CHKD
△	07-19-2024	REVISED KEYWAY NUMBERS	C24-A440	A.Z.
△	09-11-2023	REVISED APPLICABLE TERMINAL, REMOVED EXCEPTIONS, ADDED KEYWAY D ALSO KEYWAY C DIMENSION WAS UPDATED	C23-A672	A.C.
△	07-31-2019	REVISED APPLICABLE TERMINAL	C19-A724	M.S.
△	10-30-2018	ADDED KEYWAY, CHANGED FORM, UPDATED DRAWING STANDARDS	C18-AA60	S.A.
-	01-20-2017	NEW	C17-A069	D.Z.

GENERAL TOLERANCE											
	10MAX	50MAX	100MAX	250MAX	250OVR	R5 MAX	R10 MAX	R20 MAX	R20 OVR	ANGLE	ECCENT
A	±0.15	±0.2	±0.3	±0.5	±0.75					±3°	0.1
B	±0.2	±0.3	±0.55	±0.95	±1.4	±0.2	±0.3	±0.5	±2.5	±3°	0.15
©	±0.3	±0.5	±0.8	±1.4	±2					±3°	0.15
SPECIFIED											MASS (32.60) g

CUSTOMER		MATERIAL SPEC.		TREAT. & FIN.	
CUSTOMER PART NO.	CUSTOMER DWG NO.	SEE TABLE 1	N/A		
OFFICE YNA	TRIAL PART NO.	NAME 59P (43Px1.2mm + 12Px2.8mm + 4Px6.3mm)			
VENDOR		UNSEALED FEMALE CONNECTOR SUB-ASSEMBLY			
VENDOR NO.		PART NO.	7289-7293-30, ETC.		
		CH. CODE			
		DWG NO.	7289-7293-30:R		
YAZAKI CORPORATION					
		DATE	01-12-2016	DRAWN	ADRIANA ZAPATA
				CHECKED	CHAD PARDO