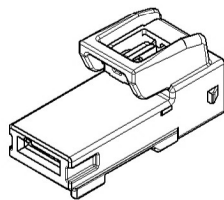
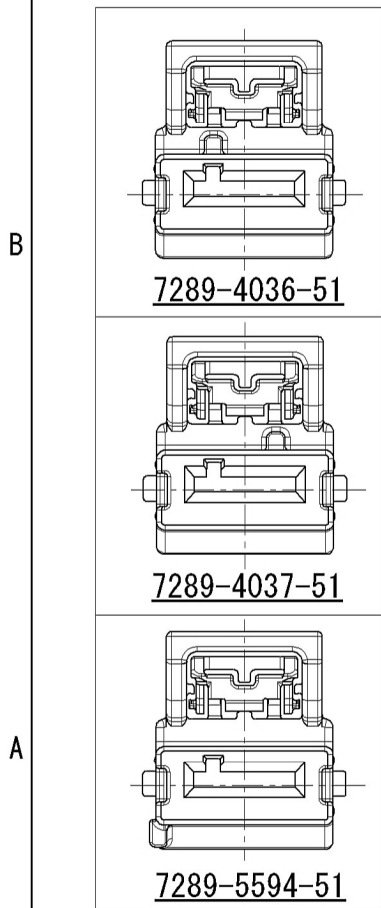
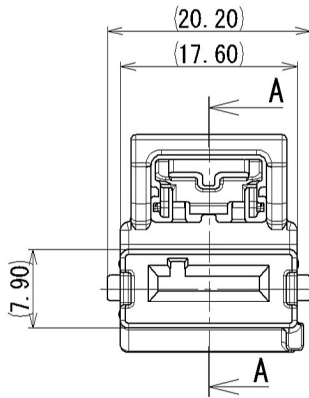


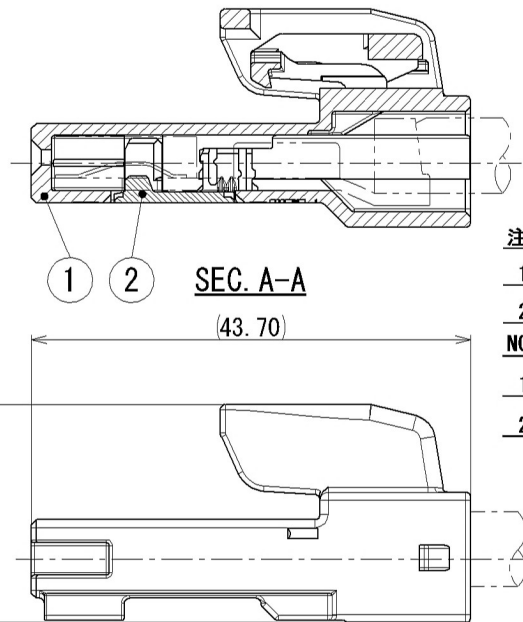
GENERAL TOLERANCE											
	10 MAX	50 MAX	100 MAX	250 MAX	250 OVR	R5 MAX	R10 MAX	R20 MAX	R20 OVR	ANGLE	ECCENT
A	±0.15	±0.2	±0.3	±0.5	±0.75					±3°	0.1
B	±0.2	±0.3	±0.55	±0.95	±1.4	±0.2	±0.3	±0.5	±2.5	±3°	0.1
C	±0.3	±0.5	±0.8	±1.4	±2					±3°	0.15



REFERENCE



7289-4035-51



SEC. A-A

(43.70)

(21.68)

CUSTOMER		CUSTOMER PART NO.		CUSTOMER DWG NO.	
2016/04/14		NEW		C16-M193	
LET	DATE	REVISION	RECORD	NO.	CHKD
GENERAL TOLERANCE		VENDOR NO.		VENDOR	
A	±0.15	±0.2	±0.3	±0.5	±0.75
B	±0.2	±0.3	±0.55	±0.95	±1.4
C	±0.3	±0.5	±0.8	±1.4	±2
SPECIFIED		MASS			
DWG TYPE	DWG SOURCE	DWG DATE	UNIT	SCL	ANGLE
R	NEW	2016/04/14	mm	2:1	3
APPROVED	CHECKED	CHECKED	DESIGN	DRAWN	
D. SUGIYAMA	D. SUGIYAMA	Y. YAMADA	Y. YAMADA	H. KOMATSU	
2016/04/14	2016/04/14	2016/04/14	2014/05/12	2016/04/14	

TABLE 1		TABLE 2					
SUB ASSEMBLY PART NO.	NO.	PART NO.	PART NAME	MATERIAL	COLOR	QTY.	MATING PART NO. For W to W
7289-4035-51	①	7189-4035-51	HOUSING	PBT	ORANGE	1	7188-4825-51
	②	7172-1028	SPACER	PBT	NATURAL	1	
7289-4036-51	①	7189-4036-51	HOUSING	PBT	ORANGE	1	-
	②	7172-1028	SPACER	PBT	NATURAL	1	
7289-4037-51	①	7189-4037-51	HOUSING	PBT	ORANGE	1	7188-4034-51
	②	7172-1028	SPACER	PBT	NATURAL	1	
7289-5594-51	①	7189-5594-51	HOUSING	PBT	ORANGE	1	-
	②	7172-1028	SPACER	PBT	NATURAL	1	

PART NAME	PART NO.
9.5 TERMINAL FEMALE (SUS SPRING TYPE)	7296-0218-02 7296-0219-02

注記

1. かん合相手品番：表参照 (TABLE 1)
2. 本製品に使用するターミナルは、一覧表による。(TABLE 2)

NOTES

1. MATING PART NO. : SEE TABLE (TABLE 1)
2. APPLICABLE TERMINAL PART NO. CONFORMS TO (TABLE 2).

ISSUE MARK

2016/04/14		NEW		C16-M193		H. K		OFFICE		TRIAL PART NO.		MATERIAL SPEC.		TREAT. & FIN.			
LET	DATE	REVISION	RECORD	NO.	CHKD	VENDOR		VENDOR NO.		NAME		9.5 1P CONNECTOR HOUSING FEMALE SUB ASSEMBLY					
GENERAL TOLERANCE		VENDOR NO.		VENDOR		DWG TYPE		DWG SOURCE		DWG DATE		UNIT		SCL		ANGLE	
A	±0.15	±0.2	±0.3	±0.5	±0.75	±30'		0.1		2016/04/14		mm		2:1		3	
B	±0.2	±0.3	±0.55	±0.95	±1.4	±30'		0.1		APPROVED		CHECKED		CHECKED		DESIGN	
C	±0.3	±0.5	±0.8	±1.4	±2	±30'		0.15		D. SUGIYAMA		D. SUGIYAMA		Y. YAMADA		Y. YAMADA	
SPECIFIED		MASS				2016/04/14		2016/04/14		2016/04/14		2014/05/12		2016/04/14		PART NO. 7289-4035-51 ETC.	
																DWG NO. 7289-4035-51:R	
																SET DWG NO.	

**YAZAKI CORPORATION** A3