TABLE 1	SUB-ASSEMBLY PART NUMBER	NO.	PART NUMBER	PART NAME	MATERIAL	COLOR	QUANTITY
	SEE TABLE 2	1	SEE TABLE 2	6P 1.2mm UNSEALED MALE CONNECTOR HOUSING	PBT-GF15	SEE TABLE 2	1
		2	7172-1361	6P 1.2mm UNSEALED CONNECTOR ISL	PBT-GF15	NATURAL	1

TABLE 2	SUB-ASSEMBLY PART NUMBER	HOUSING PART NUMBER	KEYWAY	COLOR	YAZAKI INLINE MATING PART NUMBER
	7288-7404-30	7188-7404-30	A	BLACK	7289-7402-30
	7288-7405-40	7188-7405-40	B	LIGHT GRAY	7289-7403-40

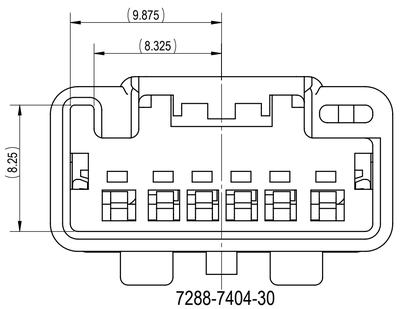

7288-7404-30
KEYWAY A

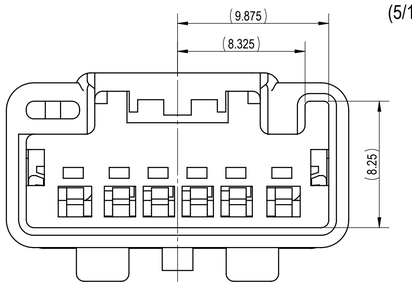

7288-7405-40
KEYWAY B

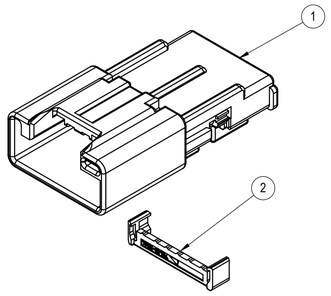

EXPLODED VIEW
(2/1)

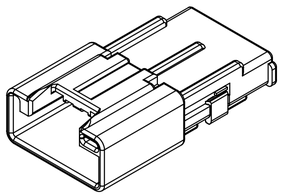

FRONT ISOMETRIC VIEW
(2/1)

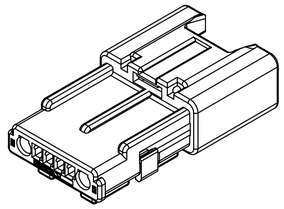

REAR ISOMETRIC VIEW
(2/1)

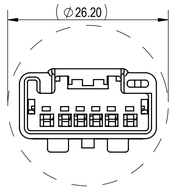

RECOMMENDED PASS-THROUGH
HOLE DIMENSION
(1mm CLEARANCE ALL AROUND)
(2/1)

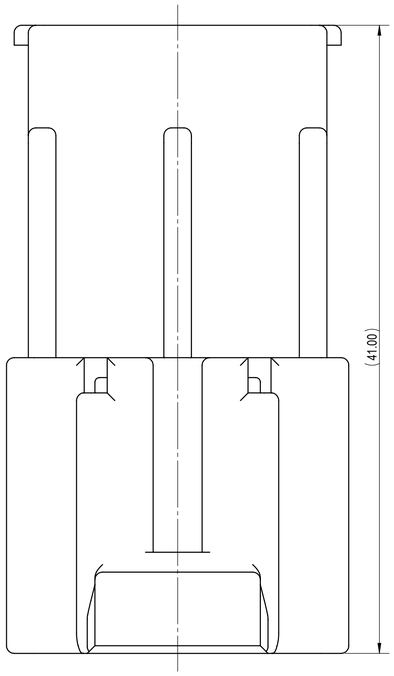

NOTES:

1. PARTS MUST BE PURCHASED FROM YAZAKI.
2. PARTS MUST BE FREE OF FLASH AND IMPERFECTIONS THAT AFFECT FUNCTION.
3. APPLICABLE TERMINAL: SEE DRAWING 7195-1371-02:R (1.2mm YCO UNSEALED) OR
   SEE DRAWING C-1718398 (TYCO 1.2mm MCON) OR
   SEE DRAWING 33101338 (APTIV 1.2mm OCS UNSEALED)
   MAX WIRE OD: 2.40mm (CAVITIES 1, 6)
   MAX WIRE OD: 1.90mm (CAVITIES 2-5)
4. MATING PART NUMBER: SEE TABLE 2
5. PART SATISFIES PF.90012, CHANGE LEVEL A, (T2/V1/S1/MF2).
6. PART TO COMPLY WITH YPES-31-038 REQUIREMENTS.
7. THIS DIMENSION SHOWS THE PRE-SET POSITION OF THE ISL.
8. CLIP SLOT: BASED ON USCAR 11mm CLIP SLOT (EWCAP-005-11, REV C).
9. THIS DRAWING IS TO BE USED FOR INTERNAL YAZAKI PSW SUBMISSION.
10. HANDLING MANUAL NUMBER: YPES-15-1673E

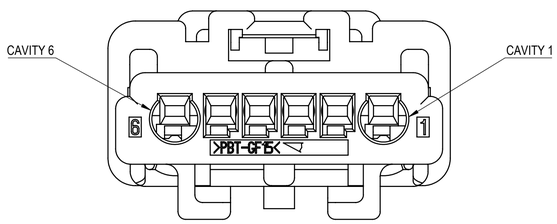

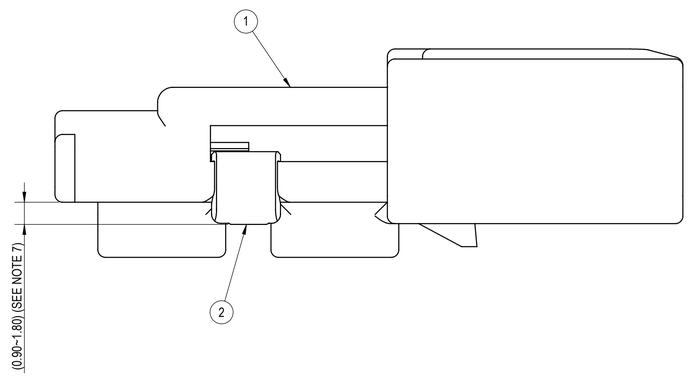

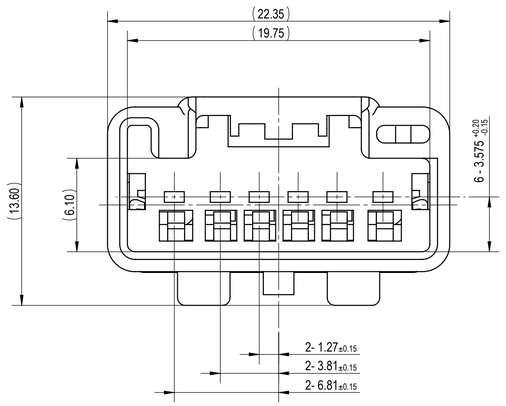

LET	DATE	REVISION RECORD	NO.	CHKD
1	01-17-2020	ADDED APPLICABLE TERMINAL & REVISED NOTE	C20-A056	SA
-	10-13-2017	NEW	C17-AA98	IM

ISSUE MARK

GENERAL TOLERANCE

	10MAX	50MAX	100MAX	250MAX	250OVR	R5 MAX	R10 MAX	R20 MAX	R20 OVR	ANGLE	ECCENT
A	±0.15	±0.20	±0.30	±0.50	±0.75	±0.20	±0.30	±0.50	±2.50	±3°	0.1
B	±0.20	±0.30	±0.55	±0.95	±1.40					±3°	0.1
C	±0.30	±0.50	±0.80	±1.40	±2.00					±3°	0.15
SPECIFIED										MASS	(5.40) g

CUSTOMER						
CUSTOMER PART NO.		CUSTOMER DWG NO.				
OFFICE	YNA	TRIAL PART NO.				
VENDOR						
VENDOR NO.						
DWG TYPE	DWG SOURCE	DWG DATE	UNIT	SCL	ANGLE	
R	7288-7404-30:M	10-13-2017	mm	5/1	3	
APPROVED	CHECKED	CHECKED	DESIGN	DRAWN		
		Isabel Muñiz	ESTHER CRESWELL 05-06-2016	SAUL AMPARAN 01-12-2021		

MATL. SPEC. SEE TABLE 1 | TREAT. & FIN. N/A

NAME 6P 1.2mm UNSEALED MALE CONNECTOR SUB-ASSEMBLY

PART NO. / CH. CODE 7288-7404-30, ETC.

DWG NO. 7288-7404-30:R

YAZAKI CORPORATION