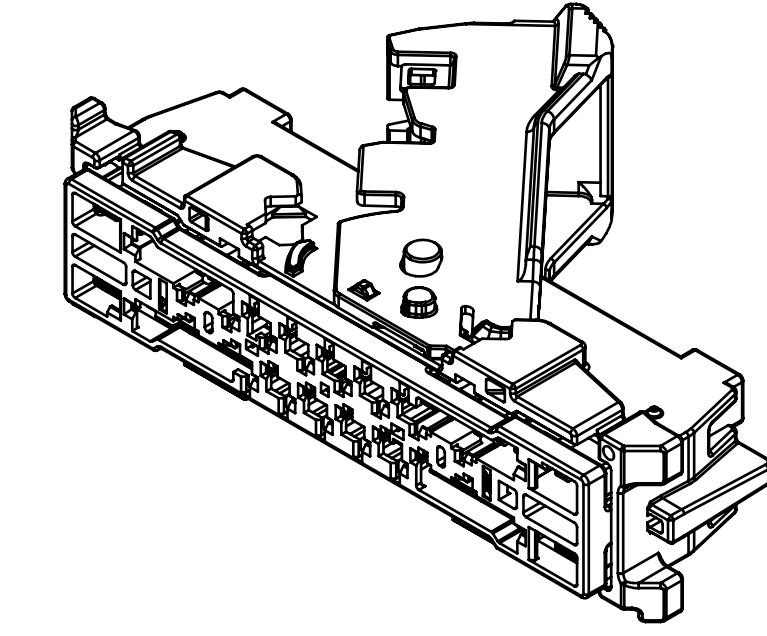
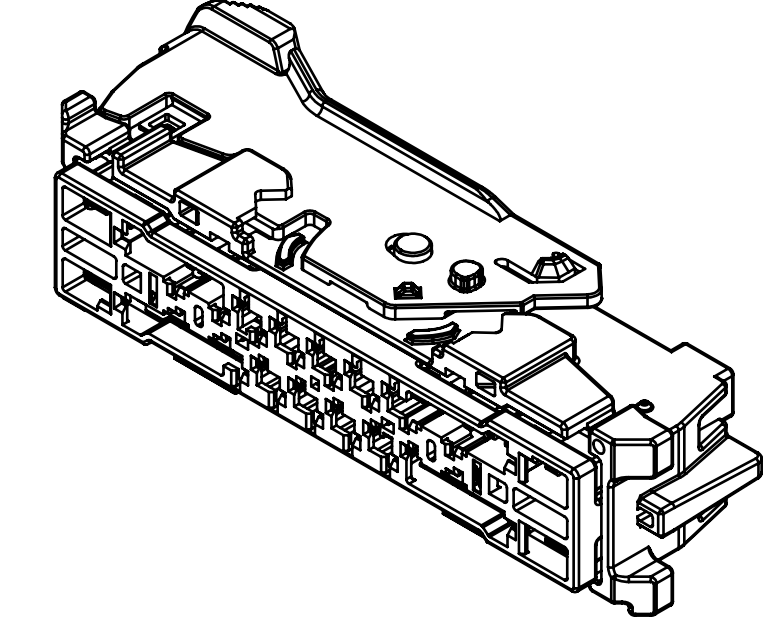


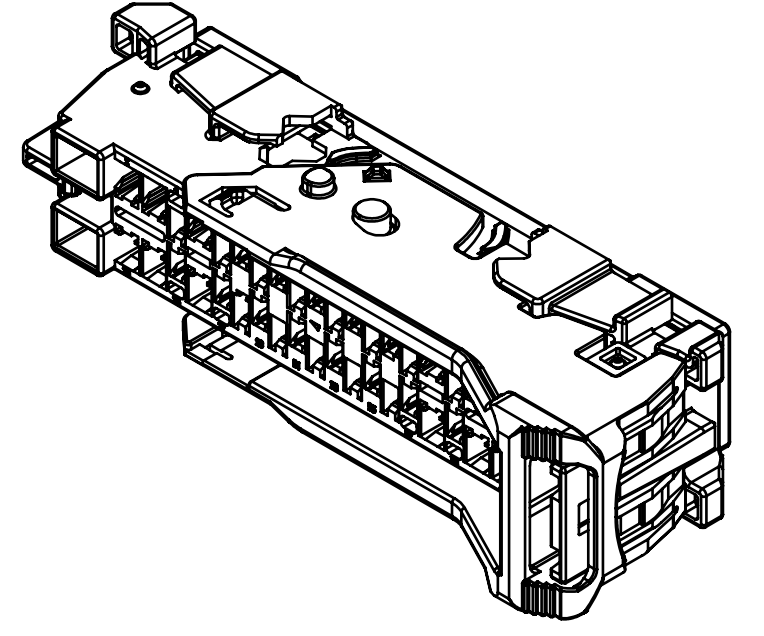
MINIMUM PASS-THROUGH HOLE DIMENSION WITH LEVER IN PRE-SET (1mm CLEARANCE ALL AROUND) (1/1)



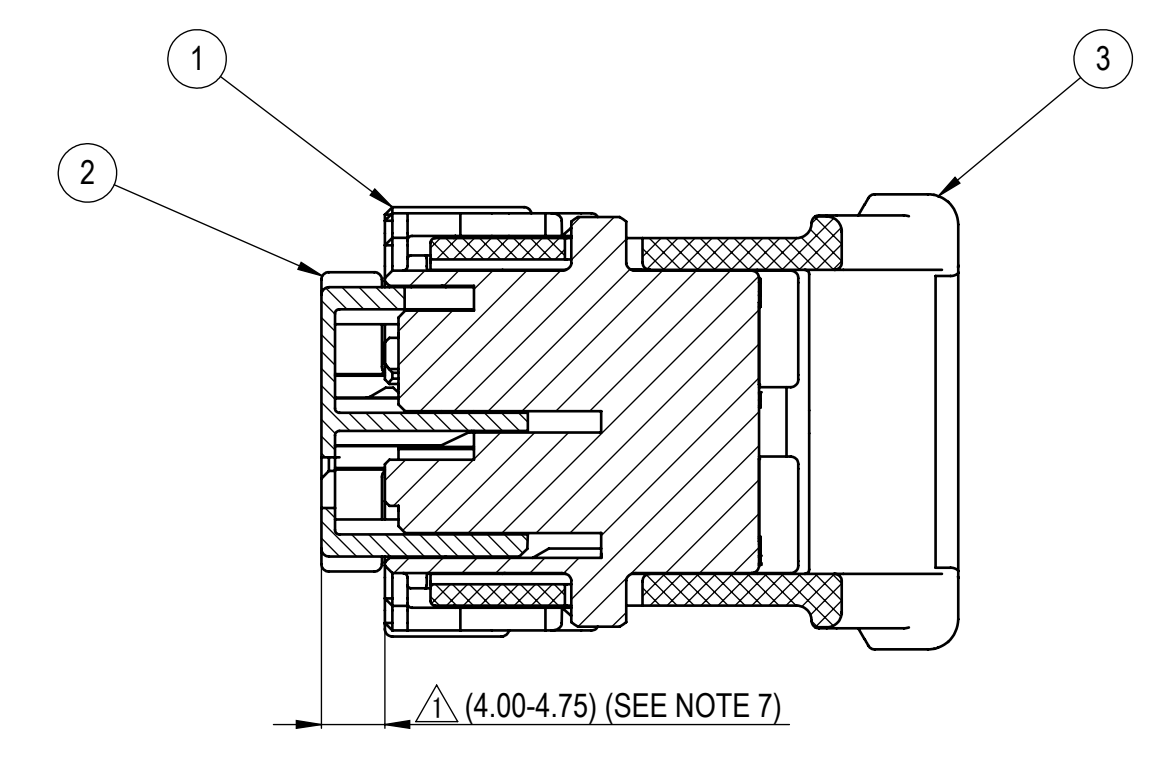
FRONT ISOMETRIC VIEW (LEVER IN PRE-SET POSITION) (1/1)



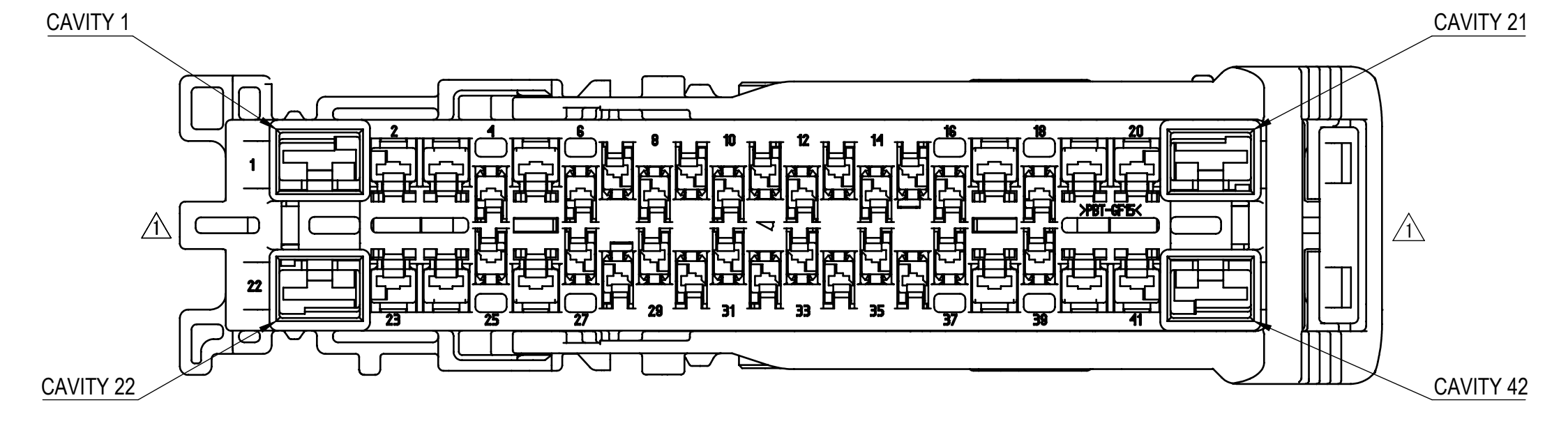
FRONT ISOMETRIC VIEW (SHIPPING POSITION) (1/1)



REAR ISOMETRIC VIEW (1/1)



SECTION A-A



- NOTES:
- PARTS MUST BE PURCHASED FROM YAZAKI
 - PARTS MUST BE FREE OF FLASH AND IMPERFECTIONS THAT AFFECT FUNCTION.
 - APPLICABLE TERMINAL: SEE 7116-4780-02 R DRAWING (YESC KAIZEN 1.5 UNSEALED)
 - MAX WIRE OD: 2.10mm (CAVITIES 4, 6-16, 18, 25, 27-37, 39)
 - SEE 7116-4270-02 R DRAWING (YESC KAIZEN 2.8 UNSEALED)
 - MAX WIRE OD: 3.70mm (CAVITIES 2, 3, 5, 17, 19, 20, 23, 24, 26, 38, 40, 41)
 - SEE 7116-4120-02 R DRAWING (YESC 6.3 UNSEALED)
 - MAX WIRE OD: 4.30mm (CAVITIES 1, 21, 22, 42)
 - MATING PART NUMBER: SEE 7287-8879-30 A DRAWING
 - PART SATISFIES USCAR-2, REVISION 5, NOVEMBER 2007, (T2V1S1M/F3)
 - PART TO COMPLY WITH YPS-31-035 REQUIREMENTS.
 - THIS DIMENSION SHOWS THE PRE-SET POSITION OF THE TPA
 - THIS DRAWING IS TO BE USED FOR INTERNAL YAZAKI PSW SUBMISSION.
 - HANDLING MANUAL NUMBER: YPS-15-1553E
 - APPLICABLE WIRE COVER PART NUMBER: 7174-1436
 - FOR CONNECTOR CPA CAPABILITY PLEASE REFER TO 7298-7513-30, ETC.

TABLE 1	SUB-ASSEMBLY PART NUMBER	NO.	PART NUMBER	PART NAME	MATERIAL	COLOR	QUANTITY
SEE TABLE 2		①	SEE TABLE 2	42P (26Px1.5mm + 12Px2.8mm + 4Px6.3mm) LIF YESC KAIZEN UNSEALED FEMALE HOUSING	PBT-GF15	SEE TABLE 2	1
		②	7172-0672	42P (26Px1.5mm + 12Px2.8mm + 4Px6.3mm) LIF YESC KAIZEN UNSEALED FEMALE FRONT HOLDER	PBT	NATURAL	1
		③	7173-2055	42P (26Px1.5mm + 12Px2.8mm + 4Px6.3mm) LIF YESC KAIZEN UNSEALED FEMALE LEVER	PBT-GF15	NATURAL	1

TABLE 2	SUB ASSEMBLY PART NUMBER	HOUSING PART NUMBER	KEYWAY	COLOR
	7287-8879-30	7187-8879-30	A	BLACK
	7287-8880-30	7187-8879-30	A	BLACK
	7287-8881-40	7187-8881-40	B	LIGHT GRAY
	7287-8882-40	7187-8881-40	B	LIGHT GRAY
	7287-8883-60	7187-8883-60	C	GREEN
	7287-8884-60	7187-8883-60	C	GREEN
	7287-8885-90	7187-8885-90	D	BLUE
	7287-8886-90	7187-8885-90	D	BLUE

LET	DATE	REVISION RECORD	NO.	CHKD
△	09-08-2021	REVISED FORM, TERMINAL WIRE CAPABILITY AND MASS	C21-A673	KM
-	09-22-2016	NEW	C16-A666	HA

GENERAL TOLERANCE											
	10MAX	50MAX	100MAX	250MAX	250OVR	R5 MAX	R10 MAX	R20 MAX	R20 OVR	ANGLE	ECCENT
A	±0.15	±0.20	±0.30	±0.50	±0.75					±3°	0.1
B	±0.20	±0.30	±0.55	±0.85	±1.40	±0.2	±0.3	±0.5	±2.5	±3°	0.1
(C)	±0.30	±0.50	±0.80	±1.40	±2.00					±3°	0.15
SPECIFIED										MASS	△ (64.47)g

CUSTOMER	CUSTOMER PART NO.	CUSTOMER DWG NO.	MATL. SPEC.	SEE TABLE	TREAT. & FIN.	N/A
OFFICE	YNA	TRIAL PART NO.		42P (26Px1.5mm + 12Px2.8mm + 4Px6.3mm) LIF		
VENDOR				YESC KAIZEN UNSEALED (F) SUB-ASSEMBLY		
VENDOR NO.						
DWG TYPE	DWG SOURCE	DWG DATE	UNIT	SCL	ANGLE	PART NO.
R	7287-8879-30 M	09-22-2016	mm	2/1	3	7287-8879-30, ETC.
APPROVED	CHECKED	CHECKED	DESIGN	DRAWN	DWG NO.	7287-8879-30-R
			KAREN	MARQUEZ		
			JEN YUN NG	MARQUEZ		
			10-19-2011	09-28-2021		
YAZAKI CORPORATION						