

3

2

1

TABLE 1 SUB ASSEMBLY PART NO. AND CH. CODE		PART NO. AND CH. CODE	PART NAME	MATERIAL	COLOR	QTY.
SEE TABLE 2	①	SEE TABLE 2	2. 3 II 4P VIBRATION RESISTANCE SEALED HOUSING FEMALE	PBT-G	SEE TABLE 2	1
	②	7172-0474-99	2. 3 II 4P VIBRATION RESISTANCE SEALED FRONT HOLDER FEMALE	PBT-G	NATURAL	1
	③	7137-2374-99	2. 3 II 4P VIBRATION RESISTANCE SEALED PACKING	SILICONE RUBBER	BROWN	1

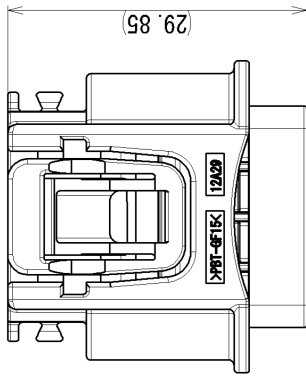


TABLE 2

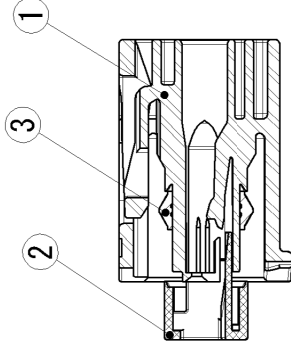
SUB ASSEMBLY PART NO. AND CH. CODE	PART NO. AND CH. CODE	COLOR
7287-8452-A	7187-8452	NATURAL
7287-8452-30-A	7187-8452-30	BLACK
7287-8452-40-A	7187-8452-40	GRAY

注記

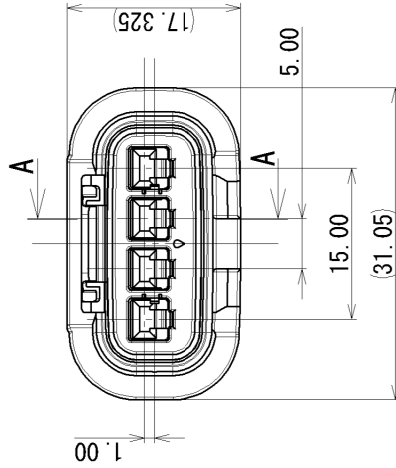
1. 取扱説明書No. YPES-15-1236

NOTE

1. HANDLING MANUAL NO. YPES-15-1236



SEC. A-A



GENERAL TOLERANCE											
	10 MAX	50 MAX	100 MAX	250 MAX	250 OVR	R5 MAX	R10 MAX	R20 MAX	R20 OVR	ANGLE	ECCENT
A	±0.15	±0.2	±0.3	±0.5	±0.75	±0.2	±0.3	±0.5	±2.5	±3°	0.1
B	±0.2	±0.3	±0.55	±0.95	±1.4	±0.2	±0.3	±0.5	±2.5	±3°	0.1
C	±0.3	±0.5	±0.8	±1.4	±2					±3°	0.15

LET	DATE	REVISION	RECORD	NO.	CHKD	CUSTOMER PART NO.	CUSTOMER DWG NO.	MATERIAL SPEC.	TREAT. & FIN.																																																						
	2014/11/24	NEW		C14-2701	J. R																																																										
<table border="1"> <thead> <tr> <th colspan="10">GENERAL TOLERANCE</th> </tr> <tr> <th></th> <th>10MAX</th> <th>50MAX</th> <th>100MAX</th> <th>250MAX</th> <th>250OVR</th> <th>ANGLE</th> <th>ECCENT</th> <th>UNIT</th> <th>SCALE</th> <th>ANGLE</th> </tr> </thead> <tbody> <tr> <td>A</td> <td>±0.15</td> <td>±0.2</td> <td>±0.3</td> <td>±0.5</td> <td>±0.75</td> <td>±30'</td> <td>0.1</td> <td>mm</td> <td>2:1</td> <td>3</td> </tr> <tr> <td>B</td> <td>±0.2</td> <td>±0.3</td> <td>±0.55</td> <td>±0.95</td> <td>±1.4</td> <td>±30'</td> <td>0.1</td> <td>DESIGN</td> <td>DRAWN</td> <td></td> </tr> <tr> <td>C</td> <td>±0.3</td> <td>±0.5</td> <td>±0.8</td> <td>±1.4</td> <td>±2</td> <td>±30'</td> <td>0.15</td> <td></td> <td>J. RIVAS</td> <td></td> </tr> </tbody> </table>										GENERAL TOLERANCE											10MAX	50MAX	100MAX	250MAX	250OVR	ANGLE	ECCENT	UNIT	SCALE	ANGLE	A	±0.15	±0.2	±0.3	±0.5	±0.75	±30'	0.1	mm	2:1	3	B	±0.2	±0.3	±0.55	±0.95	±1.4	±30'	0.1	DESIGN	DRAWN		C	±0.3	±0.5	±0.8	±1.4	±2	±30'	0.15		J. RIVAS	
GENERAL TOLERANCE																																																															
	10MAX	50MAX	100MAX	250MAX	250OVR	ANGLE	ECCENT	UNIT	SCALE	ANGLE																																																					
A	±0.15	±0.2	±0.3	±0.5	±0.75	±30'	0.1	mm	2:1	3																																																					
B	±0.2	±0.3	±0.55	±0.95	±1.4	±30'	0.1	DESIGN	DRAWN																																																						
C	±0.3	±0.5	±0.8	±1.4	±2	±30'	0.15		J. RIVAS																																																						
<table border="1"> <thead> <tr> <th colspan="2">CUSTOMER</th> <th colspan="2">OFFICE</th> <th colspan="2">VENDOR</th> <th colspan="2">APPROVED</th> <th colspan="2">DESIGN</th> <th colspan="2">DRAWN</th> </tr> <tr> <th>CUSTOMER PART NO.</th> <th>CUSTOMER DWG NO.</th> <th>OFFICE</th> <th>TRIAL PART NO.</th> <th>VENDOR</th> <th>VENDOR NO.</th> <th>APPROVED</th> <th>CHECKED</th> <th>CHECKED</th> <th>DESIGN</th> <th>DESIGN</th> <th>DRAWN</th> </tr> </thead> <tbody> <tr> <td></td> <td></td> <td>NEW</td> <td></td> <td></td> <td></td> <td>H. KANDA</td> <td>K. KIDA</td> <td>Y. SASAKI</td> <td>J. RIVAS</td> <td></td> <td></td> </tr> <tr> <td></td> <td></td> <td>2014/11/24</td> <td>2014/11/24</td> <td>2014/11/24</td> <td>2011/05/12</td> <td>2014/11/24</td> <td>2014/11/24</td> <td>2014/11/24</td> <td>2014/11/24</td> <td></td> <td></td> </tr> </tbody> </table>										CUSTOMER		OFFICE		VENDOR		APPROVED		DESIGN		DRAWN		CUSTOMER PART NO.	CUSTOMER DWG NO.	OFFICE	TRIAL PART NO.	VENDOR	VENDOR NO.	APPROVED	CHECKED	CHECKED	DESIGN	DESIGN	DRAWN			NEW				H. KANDA	K. KIDA	Y. SASAKI	J. RIVAS					2014/11/24	2014/11/24	2014/11/24	2011/05/12	2014/11/24	2014/11/24	2014/11/24	2014/11/24								
CUSTOMER		OFFICE		VENDOR		APPROVED		DESIGN		DRAWN																																																					
CUSTOMER PART NO.	CUSTOMER DWG NO.	OFFICE	TRIAL PART NO.	VENDOR	VENDOR NO.	APPROVED	CHECKED	CHECKED	DESIGN	DESIGN	DRAWN																																																				
		NEW				H. KANDA	K. KIDA	Y. SASAKI	J. RIVAS																																																						
		2014/11/24	2014/11/24	2014/11/24	2011/05/12	2014/11/24	2014/11/24	2014/11/24	2014/11/24																																																						
<table border="1"> <thead> <tr> <th colspan="2">NAME</th> <th colspan="2">PART NO.</th> <th colspan="2">CH. CODE</th> <th colspan="2">DWG NO.</th> <th colspan="2">SET DWG NO.</th> </tr> </thead> <tbody> <tr> <td colspan="2">2. 3 II 4P VIBRATION RESISTANCE SEALED HOUSING FEMALE SUB ASSEMBLY</td> <td colspan="2">7287-8452-30 ETC.</td> <td colspan="2">7287-8452-30:R</td> <td colspan="2">7287-8452-30:R</td> <td colspan="2"></td> </tr> </tbody> </table>										NAME		PART NO.		CH. CODE		DWG NO.		SET DWG NO.		2. 3 II 4P VIBRATION RESISTANCE SEALED HOUSING FEMALE SUB ASSEMBLY		7287-8452-30 ETC.		7287-8452-30:R		7287-8452-30:R																																					
NAME		PART NO.		CH. CODE		DWG NO.		SET DWG NO.																																																							
2. 3 II 4P VIBRATION RESISTANCE SEALED HOUSING FEMALE SUB ASSEMBLY		7287-8452-30 ETC.		7287-8452-30:R		7287-8452-30:R																																																									
<table border="1"> <thead> <tr> <th colspan="2">SPECIFIED</th> <th colspan="2">MASS</th> </tr> </thead> <tbody> <tr> <td colspan="2"></td> <td colspan="2"></td> </tr> </tbody> </table>										SPECIFIED		MASS																																																			
SPECIFIED		MASS																																																													
<table border="1"> <thead> <tr> <th colspan="2">YAZAKI CORPORATION</th> </tr> </thead> <tbody> <tr> <td colspan="2"></td> </tr> </tbody> </table>										YAZAKI CORPORATION																																																					
YAZAKI CORPORATION																																																															

3

2

1