TABLE 1	SUB-ASSEMBLY PART NUMBER	NO.	PART NUMBER	PART NAME	MATERIAL	COLOR	QUANTITY
	7287-1810 ETC.	1	SEE TABLE 2	3P 2.8mm FCI UNSEALED FEMALE HOUSING	PBT+GF	SEE TABLE 2	1
		2	7172-0216-50	3P 2.8mm FCI UNSEALED FEMALE FRONT HOLDER	PBT+GF	RED	1

TABLE 2	SUB-ASSEMBLY PART NUMBER	HOUSING PART NUMBER	KEYWAY	COLOR	YAZAKI INLINE MATING PART NUMBER
	7287-1810	7187-1810	A	NATURAL	N/A
	7287-1811-30	7187-1811-30	B	BLACK	N/A
	7287-1812-40	7187-1812-40	C	LT. GRAY	N/A

(2/1)

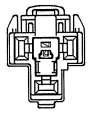

7287-1810
KEYWAY A

(2/1)

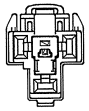

7287-1811-30
KEYWAY B

(2/1)

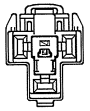

7287-1812-40
KEYWAY C

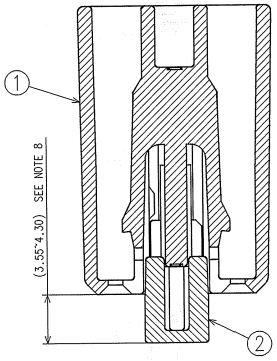

SECTION A-A

NOTES

1. PARTS MUST BE PURCHASED FROM YAZAKI.
2. PARTS MUST BE FREE OF FLASH AND IMPERFECTIONS THAT AFFECT FUNCTION.
3. APPLICABLE TERMINAL: 7116-1734-02 (FCI 2.8mm UNSEALED)
4. MATING PART NUMBER: SEE TABLE 2
5. PART DESIGNED TO SATISFY USCAR-2, REV. 4, MAY 2004, CLASS 2.
   5.4.4 POLARIZATION FEATURE EFFECTIVENESS: 70N MIN.
6. PART TO COMPLY WITH YPES-31-038 REQUIREMENTS.
7. PART DESIGNED TO MEET USCAR INTERFACE: 280-U-003-2-Z01.
8. THIS DIMENSION SHOWS THE PRE-SET POSITION OF THE TPA.
9. THIS DRAWING IS TO BE USED FOR INTERNAL YAZAKI PSW SUBMISSION.

(1/1)

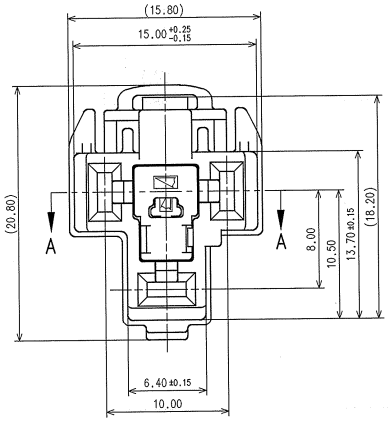

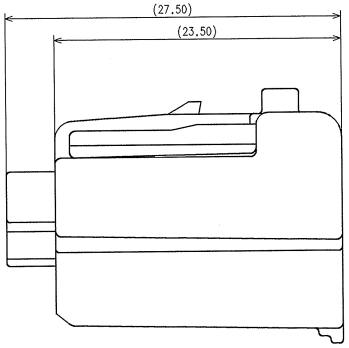

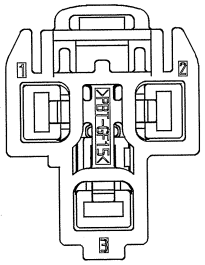

LET	DATE	REVISION RECORD	NO.	CHKD
-	06.17.10	NEW	C10-A407	P.C.

GENERAL TOLERANCE							
	10MAX	50MAX	100MAX	250MAX	2500VR	ANGLE	ECCENT
A	±0.15	±0.2	±0.3	±0.5	±0.75	±30'	0.1
B	±0.2	±0.3	±0.55	±0.95	±1.4	±30'	0.1
(C)	±0.3	±0.5	±0.8	±1.4	±2	±30'	0.15
SPECIFIED						WEIGHT	g

CUSTOMER		
CUSTOMER PART NO.	CUSTOMER DWG NO.	
OFFICE YNA	TRIAL PART NO.	
VENDOR		
VENDOR NO.		

DWG TYPE	DWG SOURCE	DWG DATE	UNIT	SCL	ANGLE
R	7287-1810:M	06.17.10	mm	5/1	3

APPROVED	CHECKED	CHECKED	DESIGN	DRAWN
06.25.10	06.25.10	06.17.10	DESMOND ONG 02.14.07	P. Cotter 6-17-10

MATL. SPEC:	SEE TABLE 1
TREAT. & FIN.	N/A
NAME	3P 2.8mm FCI UNSEALED FEMALE SUB-ASSEMBLY
PART NO.	7287-1810 ETC.
DWG NO.	7287-1810:R
	YAZAKI CORPORATION

ISSUE MARK