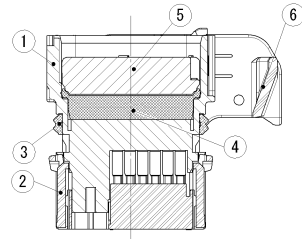
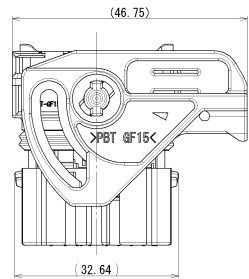


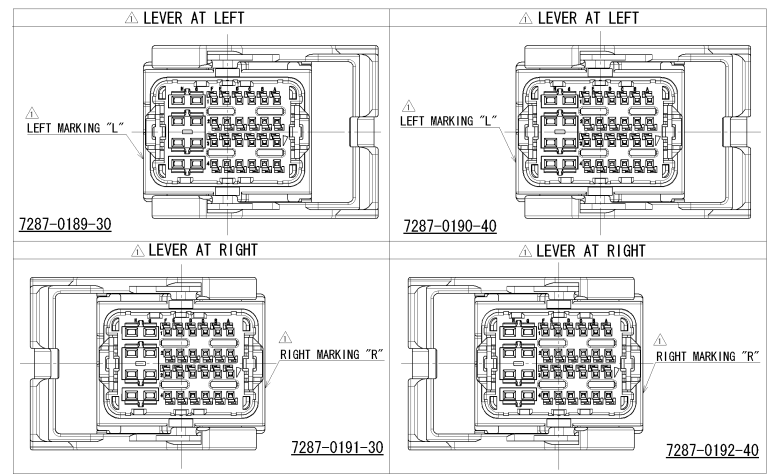
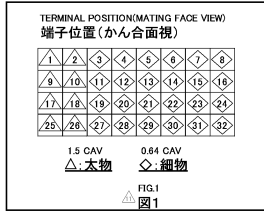
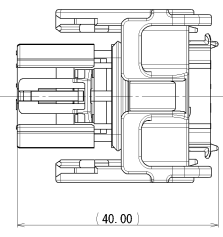
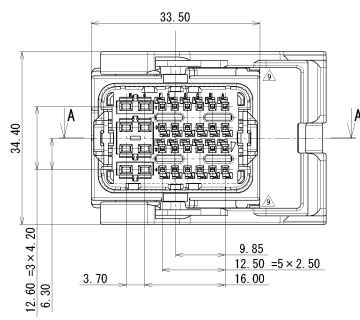
- 注記
- 適用カバー品番 : 7134-8573-30, 7134-8574-30
 - 適用端子品番 : (1.50) 7116-5207-02 ETC.
: (0.64) 7116-4415-02 ETC.
 - 適用電線サイズ : (1.50) 仕上外径 : φ1.40~2.80
: (0.64) 仕上外径 : φ1.25~1.70
 - 適用ワイヤーチューブ品番 : 7158-3654-80 ETC.
 - 適用ダミープラグ品番 : (1.50) PPI0000739(7158-3663-90)
: (0.64) PPI0001045(7158-3978)
 - キャビティパターン図はFIG.1参照
 - 取扱説明書No. YPES-15-884

- NOTES
- APPLICABLE WIRE COVER NO. : 7134-8573-30, 7134-8574-30
 - APPLICABLE TERMINAL NO. : (1.50) 7116-5207-02 ETC.
: (0.64) 7116-4415-02 ETC.
 - APPLICABLE WIRE SIZE : (1.50) DIAMETER OF FINISHED WIRE : φ1.40~2.80
: (0.64) DIAMETER OF FINISHED WIRE : φ1.25~1.70
 - APPLICABLE WIRE TUBE PART NO. : 7158-3654-80 ETC.
 - APPLICABLE DUMMY PLUG NO. : (1.50) PPI0000739(7158-3663-90)
: (0.64) PPI0001045(7158-3978)
 - SEE FIG. 1 FOR CAVITY PATTERN DRAWING
 - HANDLING MANUAL NO. YPES-15-884

SUB ASSEMBLY PART NO. AND CH. CODE	NO.	PART NO. AND CH. CODE	△ PART NAME	MATERIAL	COLOR	QTY.
7287-0189-30, [D]	①	7187-0188-30	HOUSING	PBT-G	BLACK	1
	②	7158-6318-30	TPA	PBT-G	BLACK	1
	③	7137-2046-80	INTERFACIAL SEAL	SILICONE RUBBER	BROWN	1
	④	7158-3971-80	MAT SEAL	SILICONE RUBBER	BROWN	1
	⑤	7158-9768-40	REAR GRID	PBT-G	LIGHT GRAY	1
	⑥	7158-9770-30	LEVER	PBT-G	BLACK	1
7287-0191-30, [D]	①	7187-0188-30	HOUSING	PBT-G	BLACK	1
	②	7158-6319-40	TPA	PBT-G	LIGHT GRAY	1
	③	7137-2046-80	INTERFACIAL SEAL	SILICONE RUBBER	BROWN	1
	④	7158-3971-80	MAT SEAL	SILICONE RUBBER	BROWN	1
	⑤	7158-9768-40	REAR GRID	PBT-G	LIGHT GRAY	1
	⑥	7158-9770-30	LEVER	PBT-G	BLACK	1



SEC. A-A



LET	DATE	REVISION RECORD	NO.	CHKD
△	12/08/30	CHANGED APPLICABLE TERMINAL NO.	G12-2781	J. C.
△	11/08/24	ADDED FIGURE ETC.	G11-2417	W. N.
△	10/09/29	CHANGED CODE ETC.	G10-2370	H. K.
△	07/11/08	CHANGED CODE ETC.	G07-PA43	T. H.
△	07/05/14	CHANGED CODE	G07-Z399	T. H.
△	06/11/27	CHANGED NOTES	G06-PA22	T. H.
△	06/09/22	CHANGED NOTES	G06-PR32	T. H.
△	06/08/03	CHANGED NOTES	G06-P692	T. H.
△	06/07/25	ADDED COMPONENTS PART NAME	G06-Z819	T. H.
△	06/06/21	CHANGED CODE ETC.	G06-Z632	S. N.
△	06/04/26	ADDED NOTES	G06-Z477	T. H.
△	06/04/13	CHANGED MARKING ETC.	G06-Z455	T. H.
△	06/03/17	NER	G06-Z269	T. M.

GENERAL TOLERANCE

	10MAX	50MAX	100MAX	250MAX	2500VR	ANGLE	ECCENT
A	±0.15	±0.2	±0.3	±0.5	±0.75	±30°	0.1
B	±0.2	±0.3	±0.55	±0.95	±1.4	±30°	0.1
C	±0.3	±0.5	±0.8	±1.4	±2	±30°	0.15
SPECIFIED						MASS	

CUSTOMER		CUSTOMER PART NO.		CUSTOMER DWG NO.		MTRL. SPEC.		SEE TABLE		TREAT. & FIN.	
OFFICE		TRIAL PART NO.		NAME		SUB ASSEMBLY FEMALE		PART NO. CH. CODE		7287-0189-30 ETC.	
VENDOR		VENDOR NO.		DNG TYPE		DNG SOURCE		DNG DATE		UNIT	
R		NEW		06/03/17		mm		2.1		3	
APPROVED		CHECKED		DESIGN		DRAWN		DNG NO.		7287-0189-30:R	
Y. SASAKI		T. HARA		T. MATSUNAGA		J. CORNELIA				SET DWG NO.	
12/08/30		12/08/30		05/12/20		12/08/30				YAZAKI CORPORATION / FCI	