SUB-ASSEMBLY PART NUMBER	NO.	PART NUMBER	PART NAME	MATERIAL	COLOR	QUANTITY
7286-3395-30	1	7186-3395-30	2P 1.5mm YESC KAIZEN UNSEALED MALE CONNECTOR HOUSING (C KEYWAY)	PBT-GF15	BLACK	1
	2	7158-5971	2P 1.5mm YESC KAIZEN UNSEALED MALE CONNECTOR TPA	PBT	NATURAL	1

(2/1)

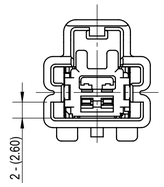

7286-3395-30
KEYWAY C

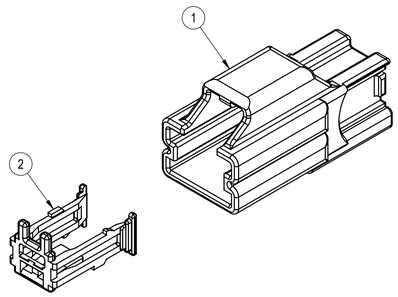

EXPLODED VIEW
(2/1)

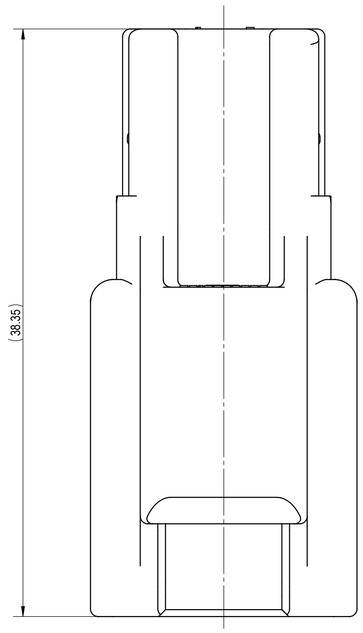

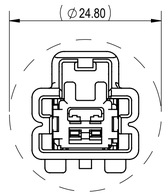

RECOMMENDED PASS-THROUGH
HOLE DIMENSION
(1mm CLEARANCE ALL AROUND)
(2/1)

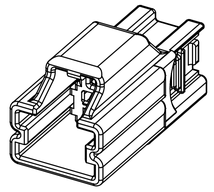

FRONT ISOMETRIC VIEW
(2/1)

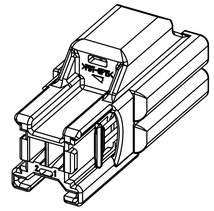

REAR ISOMETRIC VIEW
(2/1)

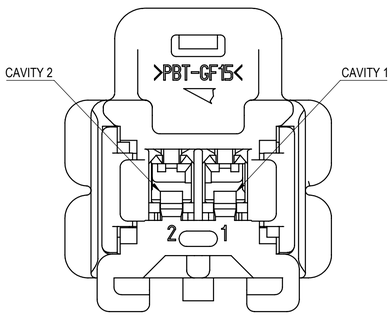

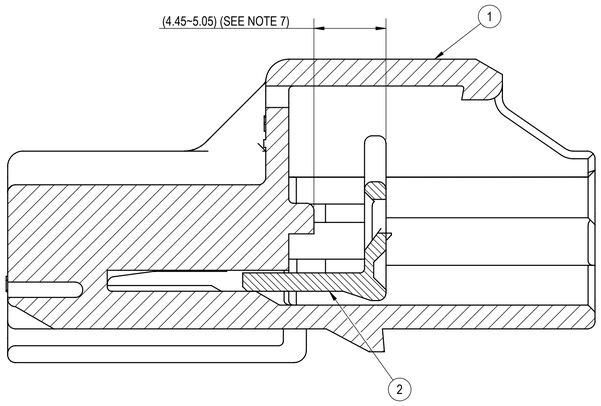

SECTION A-A

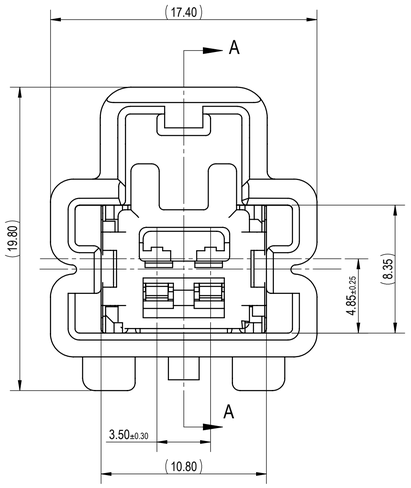

NOTES:

1. PARTS MUST BE PURCHASED FROM YAZAKI.
2. PARTS MUST BE FREE OF FLASH AND IMPERFECTIONS THAT AFFECT FUNCTION.
3. APPLICABLE TERMINAL: SEE 7114-4100-02:R DRAWING (YESC 1.5 UNSEALED)
   MAX WIRE OD: 2.70mm
4. MATING PART NUMBER: 7287-3395-30
5. PART SATISFIES USCAR-2, REV 4, MAY 2004 (T2/V1/S1/MF1).
6. PART TO COMPLY WITH YPES-31-038 REQUIREMENTS.
7. THIS DIMENSION SHOWS THE PRE-SET POSITION OF THE TPA.
8. THIS DRAWING IS TO BE USED FOR INTERNAL YAZAKI PSW SUBMISSION.
9. CLIP SLOT: 11mm CLIP SLOT. (BASED ON USCAR 11mm CLIP SLOT, EWCAP-005-11, REV C).
10. HANDLING MANUAL NUMBER: YPES-15-599E

LET	DATE	REVISION RECORD	NO.	CHKD
-	04-25-2018	NEW	C18-A346	IM

GENERAL TOLERANCE

	10MAX	50MAX	100MAX	250MAX	250OVR	R5 MAX	R10 MAX	R20 MAX	R20 OVR	ANGLE	ECCENT
A	±0.15	±0.20	±0.30	±0.50	±0.75	±0.20	±0.30	±0.50	±2.50	±3°	0.1
B	±0.20	±0.30	±0.55	±0.95	±1.40					±3°	0.1
C	±0.30	±0.50	±0.80	±1.40	±2.00					±3°	0.15
SPECIFIED										MASS	(5.17) g

CUSTOMER							
CUSTOMER PART NO.		CUSTOMER DWG NO.					
OFFICE	YNA	TRIAL PART NO.					
VENDOR							
VENDOR NO.							
DWG TYPE	DWG SOURCE	DWG DATE	UNIT	SCL	ANGLE		
R	7286-3395-30:M △	04-25-2018	mm	5/1	3		
APPROVED	CHECKED	CHECKED	DESIGN	DRAWN			
Justin Gerwatowski	James Littek 2018.05.17 08:11:06 - 04'00'		J. DAWSON 02-15-2008	ISABEL MUÑIZ 05-16-2018			

MATL. SPEC.	SEE TABLE	TREAT. & FIN.	N/A
NAME	2P 1.5mm YESC KAIZEN UNSEALED MALE CONNECTOR SUB-ASSEMBLY (C-KEYWAY)		
PART NO. / CH. CODE	7286-3395-30		
DWG NO.	7286-3395-30:R		
	YAZAKI CORPORATION		

ISSUE MARK