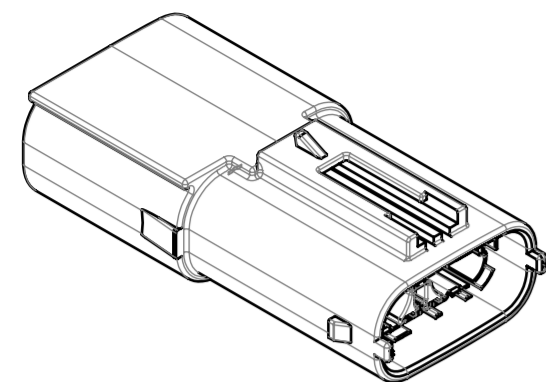
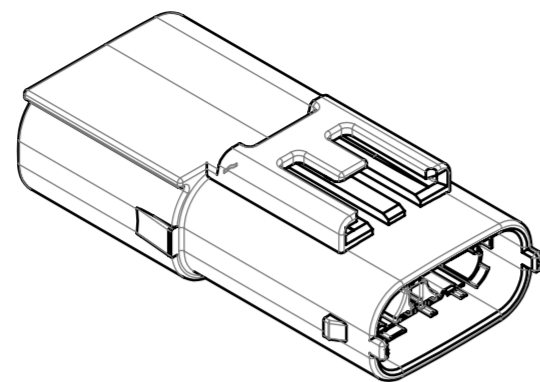


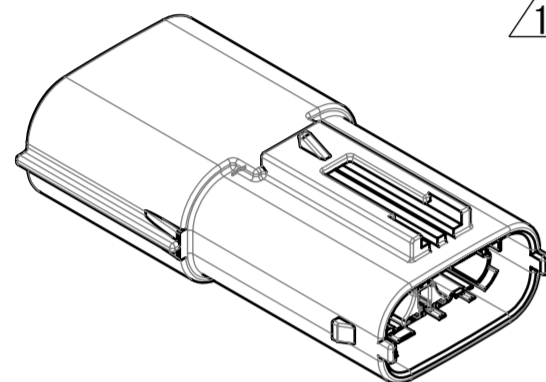
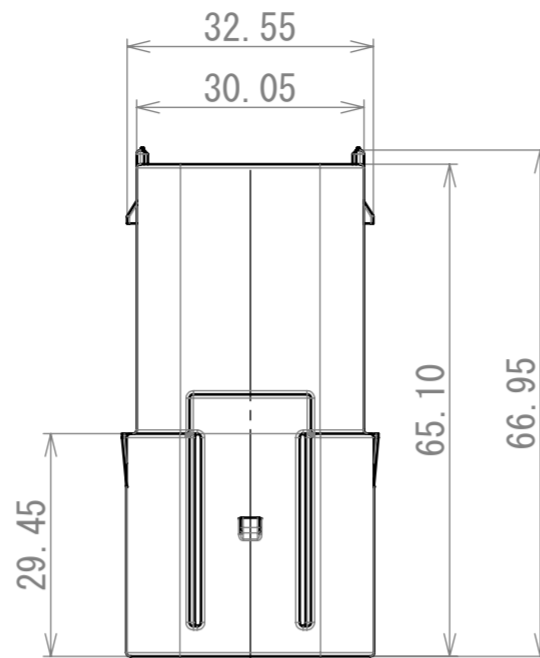
|        |        |         |         |         |        |         |         |         |       |        |
|--------|--------|---------|---------|---------|--------|---------|---------|---------|-------|--------|
| 10 MAX | 50 MAX | 100 MAX | 250 MAX | 250 OVR | R5 MAX | R10 MAX | R20 MAX | R20 OVR | ANGLE | ECCENT |
| ±0.3   | ±0.5   | ±0.8    | ±1.4    | ±2      | ±0.2   | ±0.3    | ±0.5    | ±2.5    | ±3°   | 0.15   |



**7285-1213-51**  
TYPE C-2



**7285-1214-51**  
TYPE C-1



**7285-1401-51**  
TYPE A-2

TABLE 1

| SUB ASSEMBLY PART NO. AND CH. CODE | PART NO. AND CH. CODE | PART NAME                  | MATERIAL            | COLOR  | QTY. |
|------------------------------------|-----------------------|----------------------------|---------------------|--------|------|
| SEE TABLE2                         | SEE TABLE2            | HOUSING MALE               | PBT-G               | ORANGE | 1    |
|                                    | 7185-0802-03          | SHIELD SHELL MALE          | STEEL (Zn PLANTING) | -      | 1    |
|                                    | 7185-0796             | FRONT HOLDER MALE (SIGNAL) | PBT                 | NATURE | 1    |
|                                    | 7185-0794             | POWER FRONT HOLDER         | PBT                 | NATURE | 2    |

TABLE 2

| SUB ASSEMBLY PART NO. AND CH. CODE                                   | PART NO. AND CH. CODE | PART NAME  | MASS(g) |
|--|-----------------------|--|---------|
| 7285-1213-51 (HV 4.8 CONNECTOR 2P INLINE SUB ASSEMBLY MALE TYPE C-2) | 7185-1213-51          | HV 4.8 CONNECTOR 2P INLINE HOUSING MALE TYPE C-2 | 31.8    |
| 7285-1214-51 (HV 4.8 CONNECTOR 2P INLINE SUB ASSEMBLY MALE TYPE C-1) | 7185-1214-51          | HV 4.8 CONNECTOR 2P INLINE HOUSING MALE TYPE C-1 | 32.9    |
| 7285-1401-51 (HV 4.8 CONNECTOR 2P INLINE SUB ASSEMBLY MALE TYPE A-2) | 7185-1401-51          | HV 4.8 CONNECTOR 2P INLINE HOUSING MALE TYPE A-2 | 31.9    |

C

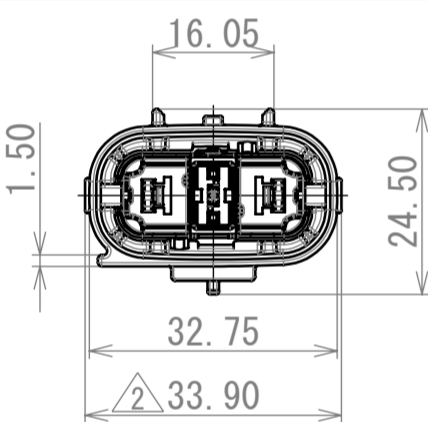
C

B

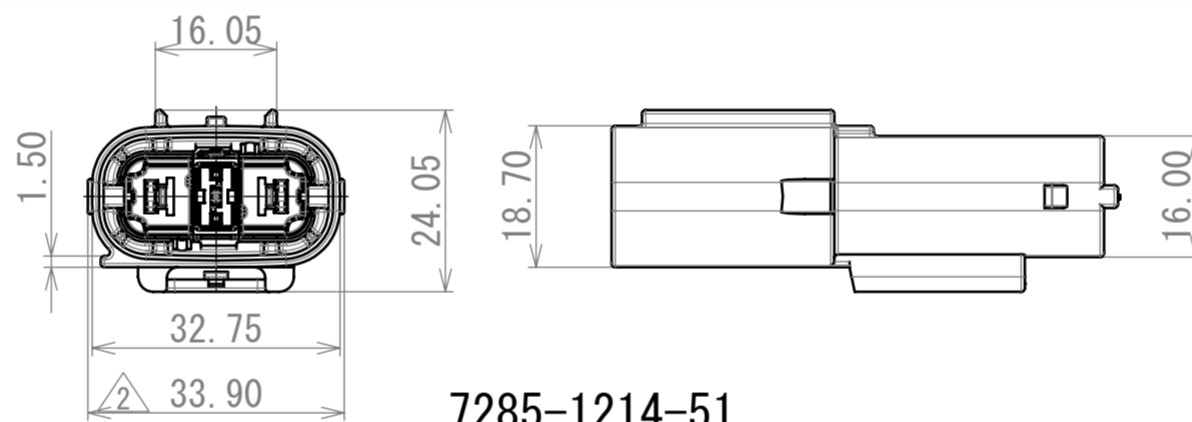
B

A

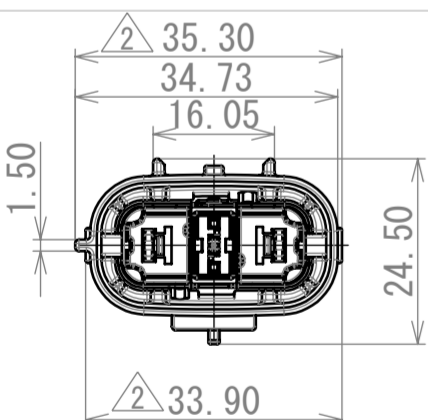
A



**7285-1213-51**  
(TYPE C-2)



**7285-1214-51**  
(TYPE C-1)



**7285-1401-51**  
TYPE A-2

NOTES

- MATERIAL : SEE TABLE.  
COLOR : SEE TABLE.
- APPLICABLE PART NO.  
SHIELD TERMINAL: 7185-0805-03(3sq)/7185-0903-03(5sq);  
RUBBER: 7172-5731-30(3sq)/7172-5730-80(5sq);  
REAR HOLDER: 7185-0801-51(3sq)/7185-0799(5sq)/7185-0800-60(5sq);  
TERMINAL: 7185-0905-02
- THIS PART MUST COMPLY WITH "CONTROL STANDARD FOR CHEMICAL SUBSTANCE (YGS-C21-010)".

技术要求

- 材料: 表记。  
颜色: 表记。
- 适用零件号:  
SHIELD TERMINAL: 7185-0805-03(3sq)/7185-0903-03(5sq);  
RUBBER: 7172-5731-30(3sq)/7172-5730-80(5sq);  
REAR HOLDER: 7185-0801-51(3sq)/7185-0799(5sq)/7185-0800-60(5sq);  
TERMINAL: 7185-0905-02
- 化学物質管理基準(YGS-C21-010)に準ずる事。

| LET | DATE       | REVISION RECORD | NO.      | CHKD  |
|-----|------------|-----------------|----------|-------|
| △   | 2019/05/22 | UPDATE DRAWING  | C19-T081 | S. HT |
| △   | 2019/04/12 | ADD NEW TYPE    | C19-T064 | Z. C  |
| △   | 2019/04/12 | NEW             | C19-T063 | Z. C  |

| GENERAL TOLERANCE |       |       |        |        |        |       |        |           |  |  |
|-------------------|-------|-------|--------|--------|--------|-------|--------|-----------|--|--|
|                   | 10MAX | 50MAX | 100MAX | 250MAX | 250OVR | ANGLE | ECCENT |           |  |  |
| A                 | ±0.15 | ±0.2  | ±0.3   | ±0.5   | ±0.75  | ±30'  | 0.1    |           |  |  |
| B                 | ±0.2  | ±0.3  | ±0.55  | ±0.95  | ±1.4   | ±30'  | 0.1    |           |  |  |
| C                 | ±0.3  | ±0.5  | ±0.8   | ±1.4   | ±2     | ±30'  | 0.15   |           |  |  |
| SPECIFIED         |       |       |        |        |        |       | MASS   | SEE TABLE |  |  |

|                   |  |                |  |                            |  |                   |  |
|-------------------|--|----------------|--|----------------------------|--|-------------------|--|
| CUSTOMER          |  | MATERIAL SPEC. |  | TREAT. & FIN.              |  | ISSUE MARK        |  |
| CUSTOMER PART NO. |  | SEE TABLE      |  | SEE TABLE                  |  |                   |  |
| CUSTOMER DWG NO.  |  | NAME           |  | HV 4.8 CONNECTOR 2P INLINE |  |                   |  |
| OFFICE            |  | TRIAL PART NO. |  | SUB ASSEMBLY MALE TYPE C-1 |  |                   |  |
| VENDOR            |  | X41725-T135    |  | PART NO.                   |  | 7285-1214-51 ETC. |  |
| VENDOR NO.        |  | DWG TYPE       |  | CH. CODE                   |  | DWG NO.           |  |
|                   |  | R              |  | 7285-1214-51:R             |  | SET DWG NO.       |  |
|                   |  | NEW            |  | 7285-1214-51:R             |  |                   |  |
|                   |  | 2015/04/05     |  | DRAWN                      |  |                   |  |
|                   |  | DESIGN         |  | SHEN. HT                   |  |                   |  |
|                   |  | DRAWN          |  |                            |  |                   |  |
|                   |  | FAN. LJ        |  |                            |  |                   |  |
|                   |  | FAN. LJ        |  |                            |  |                   |  |
|                   |  | 2019/05/22     |  |                            |  |                   |  |
|                   |  | 2019/05/22     |  |                            |  |                   |  |
|                   |  | 2019/05/22     |  |                            |  |                   |  |
|                   |  | 2015/04/05     |  |                            |  |                   |  |
|                   |  | 2019/05/22     |  |                            |  |                   |  |

**YAZAKI CORPORATION**

A2