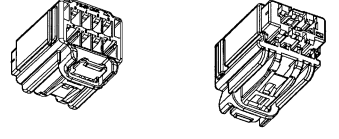
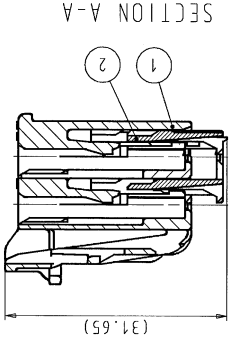
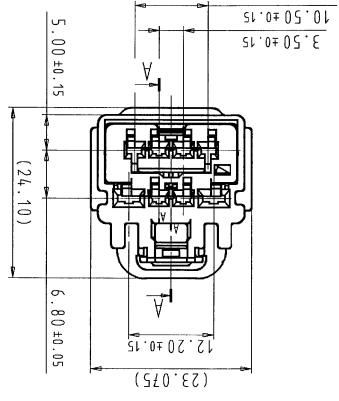


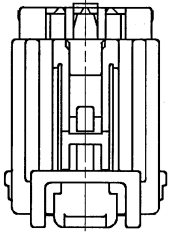
LET DATE	02/09/09	REVISION RECORD	NEW
		NO.	C02-E335
			M.K.
			CHKD

GENERAL TOLERANCE		10MAX	50MAX	100MAX	250MAX	2500VR	ANGLE	ECCENT	DWG TYPE	DWG SOURCE	DWG DATE	UNIT	SCL	ANGLE
A	±0.15	±0.2	±0.3	±0.5	±0.75	±1.4	±30°	0.1	R	NEW	03/01/22	mm	2/1	3
B	±0.2	±0.3	±0.55	±0.95	±1.4	±30°	0.1	APPROVED	NEW	03/01/22	mm	2/1	3	
①	±0.3	±0.5	±0.8	±1.4	±2	±30°	0.15	7.51#						

CUSTOMER PART NO.		CUSTOMER DWG NO.	
OFFICE		TRIAL PART NO.	
VENDOR		VENDOR NO.	
GENERAL TOLERANCE			
10MAX	50MAX	100MAX	250MAX
±0.15	±0.2	±0.3	±0.5
±0.2	±0.3	±0.55	±0.95
±0.3	±0.5	±0.8	±1.4
±30°	±30°	±30°	±30°
0.1	0.1	0.15	7.51#
R	NEW	03/01/22	mm
APPROVED	NEW	03/01/22	mm
CHECKED			
DESIGN			
DRAWN			
DWG NO.	7283-6448-40	SET DWG NO.	
PART NO.	8P		
CH CODE			
YAZAKI CORPORATION			



ISOMETRIC VIEW (SCALE 1:1)



NOTES:  
 1. APPLICABLE TERMINAL PART NO.: 7116-4100-02 ETC. (1.5mm) 7116-4110-02 ETC. (2.8mm)  
 2. MATING PART NO. : SEE TABLE.

SUB ASSEMBLY PART NO.	7283-6448-40	①	7183-6448-40	YESC KAIZEN HYBRID SYSTEM CONNECTOR	8P (F) HOUSING	PBT-GF15	LIGHT GREY	1	QTY.	YAZAKI MATING PART NO.
	7158-6019-50	②	7158-6019-50	YESC KAIZEN HYBRID SYSTEM CONNECTOR	8P (F) FRONT HOLDER	PBT	RED	1		

A2 5 4 3 2 1 A B C