

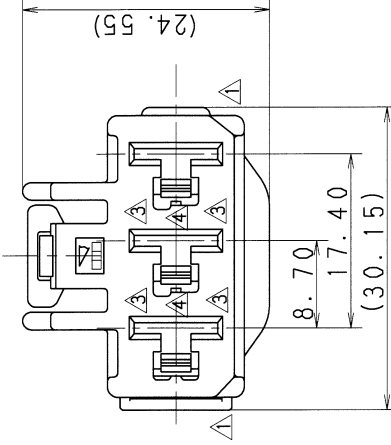
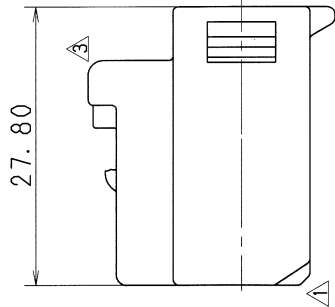
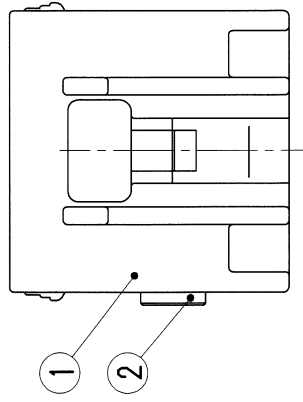
1 2 3

TABLE 1

SUB ASSEMBLY PART NO. AND CH. CODE	NO.	PART NO. AND CH. CODE	MATERIAL	COLOR	QTY.
7283-3033 ETC.	①	SEE TABLE 2	PBT	SEE TABLE 2	1
	②	7157-6517	PBT	NATURAL	1

TABLE 2

SUB ASSEMBLY PART NO. AND CH. CODE	PART NO. AND CH. CODE	COLOR
7283-3033.□	7183-3033	NATURAL
7283-3033-10.□	7183-3033-10	DARK GRAY
7283-3033-30.□	7183-3033-30	BLACK
7283-3033-40.□	7183-3033-40	LIGHT GRAY
7283-3033-90.□	7183-3033-90	BLUE



NOTE
1. APPLICABLE TERMINAL NO. : 7116-6040 ETC.

法記
1. 通用端子品番 : 7116-6040 ETC.

△ 08/11/17	CHANGED FORM. ETC.	C08-Z788	T. M
△ 04/11/08	CHANGED FORM. □	C04-ZD76	T. H
△ 01/06/25	CHANGED NAME & ELIMINATED PART NO.	C01-X603	A. T
△ 97/11/10	CHANGED FORM. □	C97-N308	H. K
△ 95/12/01	NEW	C95-N006	M. T
LET DATE	REVISION RECORD NO.	CHKD	
GENERAL TOLERANCE			
10MAX	50MAX	100MAX	2500VR
A ±0.15	±0.2	±0.3	±0.5
B ±0.2	±0.3	±0.55	±0.95
C ±0.3	±0.5	±0.8	±1.4
SPECIFIED			
ANGLE			
ECCENT			
R			
NEW			
DWG TYPE			
DWG SOURCE			
DWG DATE			
UNIT			
SCL			
ANGLE			
DRAWN			
DESIGN			
CHECKED			
T. MIWA			
R. BUCE			
APPROVED			
08.11.27			
08.11.25			
95/09/06			
08/11/17			
VENDOR NO.			
OFFICE			
TRIAL PART NO.			
CUSTOMER PART NO.			
CUSTOMER DWG NO.			
MATERIAL SPEC.			
SEE TABLE 1			
TREAT. & FIN.			
NAME			
8.0 (312) 3P CONNECTOR			
HOUSING FEMALE SUB ASSEMBLY			
PART NO.			
7283-3033 ETC.			
CH. CODE			
DWG NO.			
7283-3033:R			
SET DWG NO.			
YAZAKI CORPORATION			

2 3

A B