TABLE 1

SUB ASSEMBLY PART NO.	NO.	PART NO.	MATERIAL	COLOR	QTY.
7283-1248 ETC.	①	SEE TABLE 2	②△ PBT	SEE TABLE 2	1
	②	7157-4054	②△ PBT	NATURAL	1

TABLE 2

	SUB ASSEMBLY PART NO.	PART NO.	COLOR
	7283-1248, Ⓐ	7183-1248	NATURAL
	7283-1248-10, Ⓐ	7183-1248-10	DARK GRAY
	7283-1248-30, Ⓐ	7183-1248-30	BLACK
	7283-1248-40, Ⓐ	7183-1248-40	LIGHT GRAY
	7283-1248-50, Ⓐ	7183-1248-50	ORANGE
	7283-1248-60, Ⓐ	7183-1248-60	GREEN
③△	7283-1248-70, Ⓐ	7183-1248-70	YELLOW
①△	7283-1248-80, Ⓐ	7183-1248-80	BROWN
	7283-1248-90, Ⓐ	7183-1248-90	BLUE

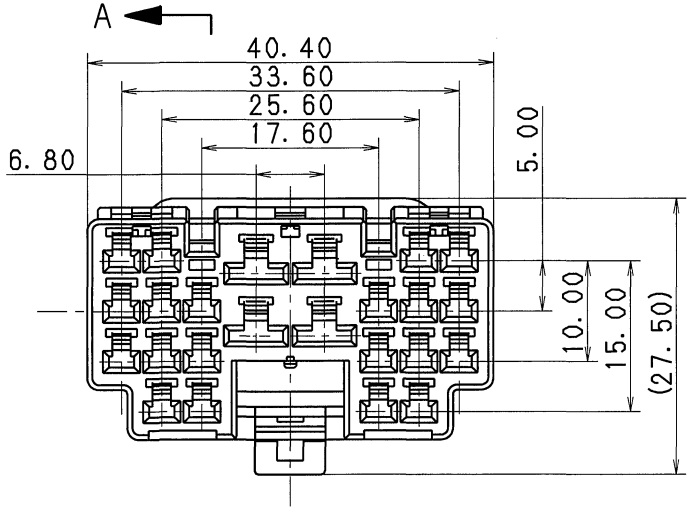

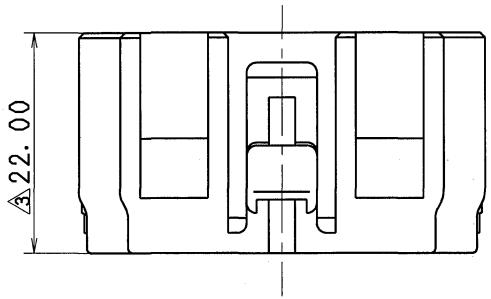

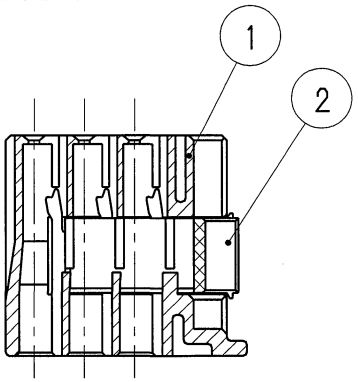

SEC. A-A

注 記

1. かん合相手品番 :7282-1248 ETC.
③△ 2. 取扱説明書No. : YPES-15-080, YPES-15-125

NOTES

1. MATING PART NO. :7282-1248 ETC.
③△ 2. HANDLING MANUAL NO. : YPES-15-080, YPES-15-125

ISSUE MARK

LET	DATE	REVISION RECORD	NO.	CHKD
③△	12.04.19	ADDED PART NO. ETC.	C12-Z396	G.M
②△	97.12.11	CHANGED MATERIAL	C97-N741	H.K
①△	96.07.12	CHANGED MATERIAL, Ⓐ	C96-M148	H.K
	90.11.10	NEW	C90-M214	M.H

GENERAL TOLERANCE

	10MAX	50MAX	100MAX	250MAX	2500VR	ANGLE	ECCENT
A	±0.15	±0.2	±0.3	±0.5	±0.75	±30′	0.1
B	±0.2	±0.3	±0.55	±0.95	±1.4	±30′	0.1
Ⓒ	±0.3	±0.5	±0.8	±1.4	±2	±30′	0.15

SPECIFIED MASS

CUSTOMER
CUSTOMER PART NO. CUSTOMER DWG NO.
OFFICE TRIAL PART NO.
VENDOR
VENDOR NO.

DWG TYPE	DWG SOURCE	DWG DATE	UNIT	SCL	ANGLE
R	NEW	90.11.10	mm	2/1	3

APPROVED	CHECKED	CHECKED	DESIGN	DRAWN
M. FUKUDA	T. HIRAKAWA	A. TASHIRO	Y. OHTA	G. MAGNAYON
12.04.19	12.04.19	12.04.19	87.10.08	12.04.19

MATL. SPEC. SEE TABLE 1 TREAT. & FIN.

NAME ③△ 2.3II 20P+4.8 4P HYBRID HOUSING SUB ASSEMBLY FEMALE

PART NO. CH. CODE 7283-1248 ETC.

DWG NO. 7283-1248:R SET DWG NO.

YAZAKI CORPORATION