△3 TABLE 1

SUB ASSEMBLY PART NO. AND CH. CODE	NO.	PART NO. AND CH. CODE	MATERIAL	COLOR	△3 QTY.
7283-1010 ETC.	①	SEE TABLE 2	△3 HPA	SEE TABLE 2	1
	②	7157-4089 △3 (7B57-4089)	△3 HPA	△2 NATURAL	1

△3 TABLE 2

	SUB ASSEMBLY PART NO. AND CH. CODE	PART NO. AND CH. CODE	COLOR
	7283-1010. A △3 (7C83-1010)	7183-1010 △3 (7B83-1010)	NATURAL
	7283-1010-10. A	7183-1010-10	DARK GRAY
	7283-1010-30. A	7183-1010-30	BLACK
	7283-1010-40. A	7183-1010-40	LIGHT GRAY
	7283-1010-50. A	7183-1010-50	ORANGE
△4	7283-1010-51. A	7183-1010-51	SAE ORANGE
△3	7283-1010-60. A	7183-1010-60	GREEN
△3	7283-1010-80. A	7183-1010-80	BROWN
	7283-1010-90. A	7183-1010-90	BLUE

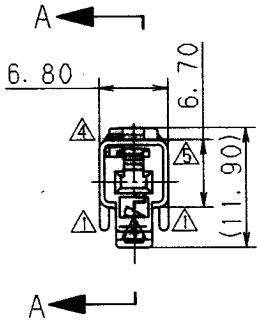

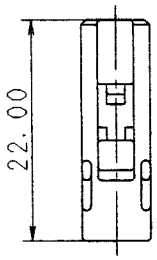

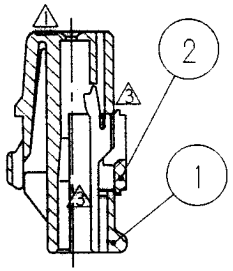

SEC. A-A

△2 NOTES

1. APPLICABLE TERMINAL NO. :7116-4020 ETC.
△3 2. PART NUMBERS IN PARENTHESIS SHALL BE USED FOR AIR BAG (A/B) CIRCUITS AND OTHER CIRCUITS DESIGNATED FOR SPECIAL MONITORING.
△3 3. MATING PART NO. :7282-1010 ETC.

注記

1. 適用端子品番:7116-4020 ETC.
△3 2. ( ) 内品番は、エアバッグ (A/B) 回路及び特別管理回路に使用する時に適用する事。
△3 3. 嵌合相手品番:7282-1010 ETC.

LET	DATE	REVISION RECORD	NO.	CHKD
△5	00. 03. 29	CORRECT ALL ERRORS	C00-L523	Y. I
△4	99. 09. 09	CHANGED FORM & ADDED COLOR NO.	C99-M400	T. M
△3	96. 07. 01	CHANGED FORM & CHANGED MATERIAL. A	C96-M100	A. Y
△2	90. 11. 10	CHANGED SPACER COLOR	C90-M203	M. H
△1	90. 03. 15	CHANGED FORM	C90-L245	K. O
	89. 07. 19	NEW	C89-7158	T. S

GENERAL TOLERANCE

	10MAX	50MAX	100MAX	250MAX	2500VR	ANGLE	ECCENT
A	±0.15	±0.2	±0.3	±0.5	±0.75	±30'	0.1
B	±0.2	±0.3	±0.55	±0.95	±1.4	±30'	0.1
Ⓒ	±0.3	±0.5	±0.8	±1.4	±2	±30'	0.15

SPECIFIED

MASS g

CUSTOMER

CUSTOMER PART NO. | CUSTOMER DWG NO.

OFFICE | TRIAL PART NO.

VENDOR

VENDOR NO.

DWG TYPE	DWG SOURCE	DWG DATE	UNIT	SCL	ANGLE
R	NEW	89. 07. 20	mm	△3 2/1	3

APPROVED	CHECKED	CHECKED	DESIGN	DRAWN
加藤	山梨	黒鉢	K. JINNO	SUGAWARA 杉山心
'00.04.05	00.04.03	'00.03.31	89. 02. 02	00. 03. 29

ISSUE MARK

MATL. SPEC. SEE TABLE 1 | TREAT. & FIN.

NAME 090Ⅱ 1P CONNECTOR SUB ASSEMBLY FEMALE

PART NO. CH. CODE △3 7283-1010 ETC. (7C83-1010)

DWG NO. 7283-1010:R | SET DWG NO.

YAZAKI CORPORATION