

注記

- 1. 適用端子番 : 7114-4035 ETC.
- 2. 嵌合相手品番 : 7283-7043-40 ETC.
- △ 3. 適応ゴム栓品番 : 7158-3014-90 ETC.

NOTES

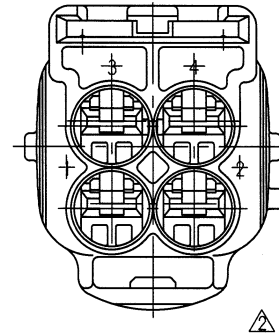
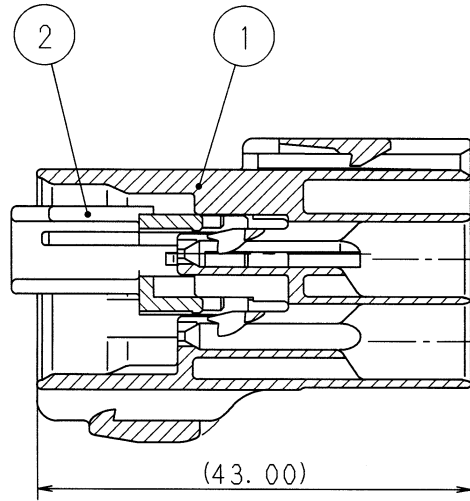
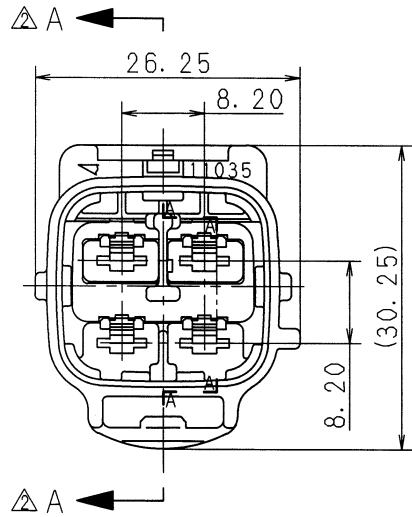
- 1. APPLICABLE TERMINAL NO. : 7114-4035 ETC.
- 2. MATING PART NO. : 7283-7043-40 ETC.
- △ 3. APPLICABLE RUBBER STOPPER NO. : 7158-3014-90 ETC.

TABLE 1

SUB ASSEMBLY PART NO. AND CH. CODE	NO.	PART NO. AND CH. CODE	MATERIAL	COLOR	QTY.
7282-7043-40 ETC.	①	SEE TABLE 2	PBT	SEE TABLE 2	1
	②	7157-4118	PBT	NATURAL	1

△ TABLE 2

SUB ASSEMBLY PART NO. AND CH. CODE	PART NO. AND CH. CODE	COLOR
7282-7043	7182-7043	NATURAL
7282-7043-10	7182-7043-10	DARK GRAY
7282-7043-30	7182-7043-30	BLACK
7282-7043-40	7182-7043-40	LIGHT GRAY



△ SEC. A-A

△ 00.11.20	ADDED NOTES. ELIMINATED COLOR NO. & CORRECTION OF A CLERICAL ERROR	C00-M514	C. T	CUSTOMER		MATL. SPEC.	SEE TABLE 1	TREAT. & FIN.							
△ 00.09.18	CORRECTOIN OF A CLERICAL ERROR	C00-7472	H. Y	CUSTOMER PART NO.		NAME 187 4P SEALED CONNECTOR									
94.01.26	NEW	C94-L120	H. F	CUSTOMER DWG NO.		HOUSING MALE SUB ASSEMBLY									
LET	DATE	REVISION RECORD NO.	CHKD	OFFICE		TRIAL PART NO.									
GENERAL TOLERANCE				VENDOR		VENDOR NO.									
	10MAX	50MAX	100MAX	250MAX	2500VR	ANGLE	ECCENT	DWG TYPE	DWG SOURCE	DWG DATE	UNIT	SCL	ANGLE	PART NO. CH. CODE	7282-7043-40 ETC.
A	±0.15	±0.2	±0.3	±0.5	±0.75	±30'	0.1	R	NEW	94.01.26	mm	2/1	3	DWG NO.	7282-7043:R
B	±0.2	±0.3	±0.55	±0.95	±1.4	±30'	0.1	APPROVED	CHECKED	CHECKED	DESIGN	DRAWN		SET DRW NO.	
©	±0.3	±0.5	±0.8	±1.4	±2	±30'	0.15	批准 山梨 鳥居 00.11.30 00.11.30 00.11.28		TAKEUCHI	Y. HATORI	YAZAKI CORPORATION			
SPECIFIED			MASS	g											