

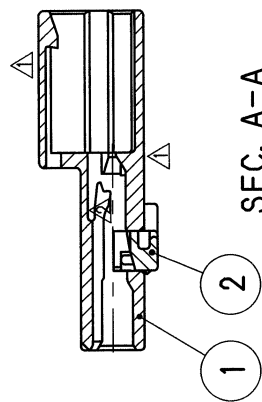
1 2 3

TABLE 1	SUB ASSEMBLY PART NO. AND CH. CODE	PART NO. AND CH. CODE	MATERIAL	COLOR	QTY.
	7282-5846 ETC. (7C82-5846.□)	① SEE TABLE 2	PBT	△ SEE TABLE 2	1
		② 7158-4633 (7B58-4633)	PBT	NATURAL	1

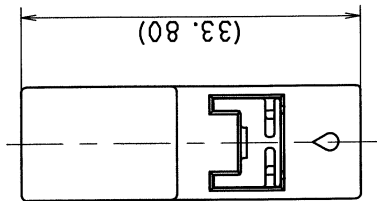
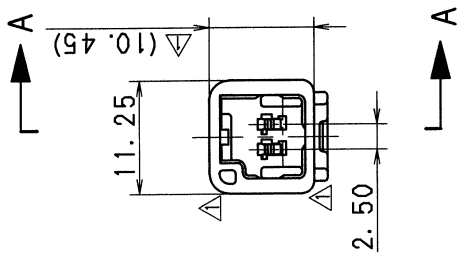
TABLE 2	SUB ASSEMBLY PART NO. AND CH. CODE	PART NO. AND CH. CODE	PART NO. AND CH. CODE	COLOR
	7282-5846.□	7182-5846.□	7182-5846	△ NATURAL
	7282-5846.□	7182-5846.□	7182-5846	△ NATURAL
	7282-5846-30.□	7182-5846-30.□	7182-5846-30	BLACK

- 注記
- 1. 嵌合相手品番: 7283-5845
 - 2. 適用ターミナル品番: 7114-4239-02 ETC.
 - 3. () 内品番は、エアバック (A/B) 回線及び特別管理回路に使用する時に適用すること。

- NOTES
- 1. MATING PART NO.: 7283-5845
 - 2. APPLICABLE TERMINAL PART NO.: 7114-4239-02 ETC.
 - 3. PART NUMBERS IN PARENTHESIS SHALL BE USED FOR AIR BAG (A/B) CIRCUITS AND OTHER CIRCUITS DESIGNATED FOR SPECIAL MONITORING.



SEC. A-A



LET	DATE	REVISION RECORD	NO.	CHKD	Y. I
△	03.12.11	ADDED COLOR NO.	C03-X785		Y. I
△	02.03.07	ADDED A/B PART NO. & CHANGED PART NAME	C02-X295		Y. I
△	98.06.19	CORRECTION OF A CLERICAL ERROR	C98-M138		T. M
△	97.09.12	CHANGED FORM. □	C97-M914		H. K
△	97.07.09	NEW	C97-M421		H. K
GENERAL TOLERANCE					
	10MAX	50MAX	100MAX	250MAX	2500VR
A	±0.15	±0.2	±0.3	±0.5	±0.75
B	±0.2	±0.3	±0.55	±0.95	±1.4
C	±0.3	±0.5	±0.8	±1.4	±2
SPECIFIED MASS					
9					

CUSTOMER	CUSTOMER PART NO.	CUSTOMER DWG NO.	MATL. SPEC.	SEE TABLE	TREAT. & FIN.	ISSUE MARK
OFFICE	TRIAL PART NO.		NAME	1.0Ⅲ (040Ⅲ)	2P CONNECTOR	
VENDOR	VENDOR NO.		HOUSING MALE SUB ASSEMBLY			
DWG TYPE	DWG SOURCE	DWG DATE	UNIT	SCL	ANGLE	
R	NEW	97.07.09	mm	2/1	3	
APPROVED	CHECKED	DESIGN	DRAWN			
T. MIWA		T. MIWA	Y. IMAI			
96.09.25			03.12.11			
PART NO. △7282-5846 ETC. (7C82-5846.□)			CH. CODE			
DWG NO. 7282-5846:R						SET DWG NO.
YAZAKI CORPORATION						

2 3