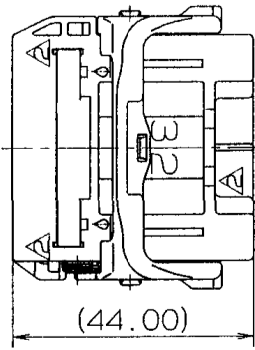


1

2

3

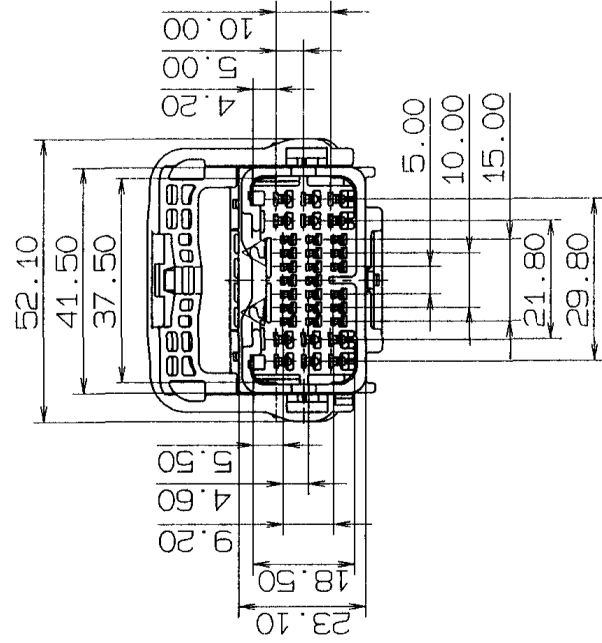
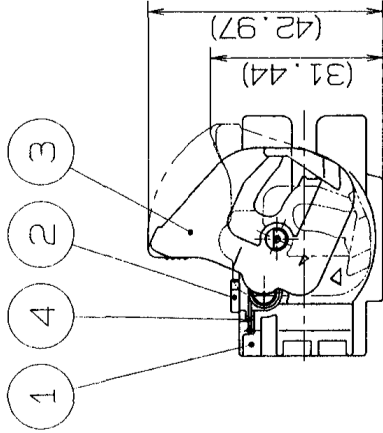
SUB ASSEMBLY PART NO. & CH. CODE		NO.	PART NO. & CH. CODE	MATERIAL	COLOR	QTY.
△7282-5667 ETC.		①	△ SEE TABLE 2	PBT	△ SEE TABLE 2	1
		②	7158-4067	PBT	NATURAL	1
		③	7157-9494-30	PBT	BLACK	1
		④	7157-9465	SUS		1



△ TABLE 2

SUB ASSEMBLY PART NO. & CH. CODE	PART NO. & CH. CODE	COLOR
7282-5667	7182-5667	NATURAL
7282-5667-40	7182-5667-40	GRAY
7282-5667-90	7182-5667-90	BLUE

B



注記

- △ 1. 嵌合相手品番 : 7283-5667 ETC.
- △ 2. 適用端子品番 : (040Ⅲ) 7114-4231-02 (090Ⅱ) 7114-4020 ETC.

NOTES

- △ 1. MATING PART NO.: 7283-5667 ETC.
- △ 2. APPLICABLE TERMINAL NO.: (040Ⅲ) 7114-4231-02 (090Ⅱ) 7114-4020 ETC.

A

LET	DATE	REVISION RECORD	NO.	CHKD	VENDOR	CUSTOMER	CUSTOMER PART NO.	CUSTOMER DWG NO.	MATL. SPEC.	SEE TABLE 1	TREAT. & FIN.	ISSUE MARK
△	98.05.13	CHANGED FORM	C98-L821	K.S								
△	97.11.26	ADDED PART NO.	C97-M714	H.K								
	97.01.06	NEW	C96-N150	T.O								
		REVISION RECORD										
GENERAL TOLERANCE												
	10MAX	50MAX	100MAX	250MAX	ANGLE	ECCENT	DWG TYPE	DWG SOURCE	DWG DATE	UNIT	SCL	ANGLE
A	±0.15	±0.2	±0.3	±0.5	±0.75	±30'	R	NEW	97.01.06	m	1/1	3
B	±0.2	±0.3	±0.55	±0.95	±1.4	±30'		CHECKED		DESIGN	DRAWN	
C	±0.3	±0.5	±0.8	±1.4	±2	±30'		APPROVED		T.OZAWA	K.SATO	SET DWG NO.
SPECIFIED												
加藤 久村 野崎 隆夫 98.05.19 98.05.19 98.05.15 97.01.06 98.05.13 加藤 久村 野崎 隆夫 98.05.19 98.05.19 98.05.15 97.01.06 98.05.13												
										NAME 040Ⅲ 20P+090Ⅱ 12P LIF CONNECTOR		
										MALE SUB ASS'Y		
										PART NO. △7282-5667 ETC.		
										CH. CODE		
										DWG NO. 7282-5667: R		
										YAZAKI CORPORATION		

1

2

3