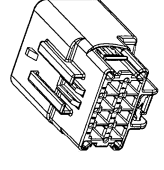
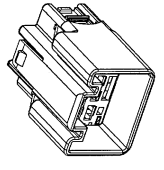
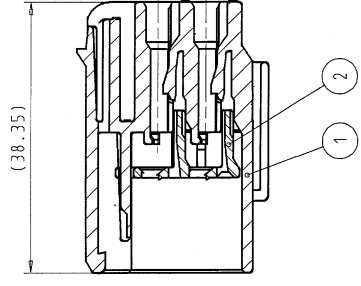
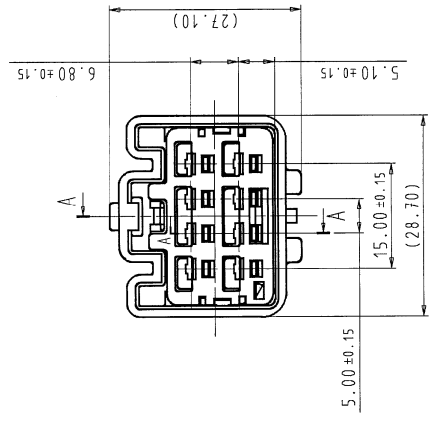
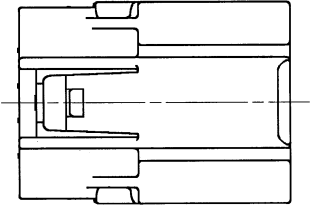


1 2 3 4 5

SUB ASSEMBLY PART NO.		NO.	PART NO.	PART NAME	MATERIAL	COLOR	QTY.	YAZAKI MATING PART NO.
7282-3243-40		①	7182-3243-40	YESC KAIZEN 2.8 SYSTEM CONNECTOR 8P (M) HOUSING (TYPE-A)	PBT-GF15	LIGHT GREY	1	7283-3243-40
		②	7158-6213-50	YASC KAIZEN 2.8 SYSTEM CONNECTOR 8P (M) FRONT HOLDER	PBT	ORANGE	1	



ISOMETRIC VIEW

(SCALE 1:1)

CUSTOMER PART NO.	CUSTOMER DWG NO.	MATL. SPEC.	SEE TABLE	TREAT. & FIN.	
OFFICE		NAME	YESC KAIZEN 2.8 SYSTEM CONNECTOR		
VENDOR		TRIAL PART NO.	8P (M) SUB ASSEMBLY (TYPE-A)		
VENDOR NO.		DWG DATE	UNIT	SCL	ANGLE
		03/01/22	mm	2:1	3
		APPROVED	CHECKED	DESIGN	DRAWN
		M. KASHIYAMA	G. GREGURICH	M. KASHIYAMA	R. JURIE
		PART NO. 7282-3243-40			
		CH. CODE			
		DWG NO. 7282-3243-40:R			
		SET DWG NO.			
		YAZAKI CORPORATION			

GENERAL TOLERANCE			
TOMAX	50MAX	100MAX	250MAX/2500VRI
A	±0.15	±0.3	±0.5
B	±0.2	±0.3	±0.5
C	±0.3	±0.5	±1.4
SPECIFIED	±0.3	±0.5	±1.4
ANGLE	±30'	±30'	±30'
ECCENT	0.1	0.1	0.1
MASS	±0.15	±2	±2
13.4 g			

DATE	REVISION RECORD	NO.	CHKD.
02/09/09		E02-E319	M. K.

NOTES:
 1. APPLICABLE TERMINAL PART NO.: 7114-4110-02 ETC.
 2. MATING PART NO. : SEE TABLE.

1 2 3 4 5 A2