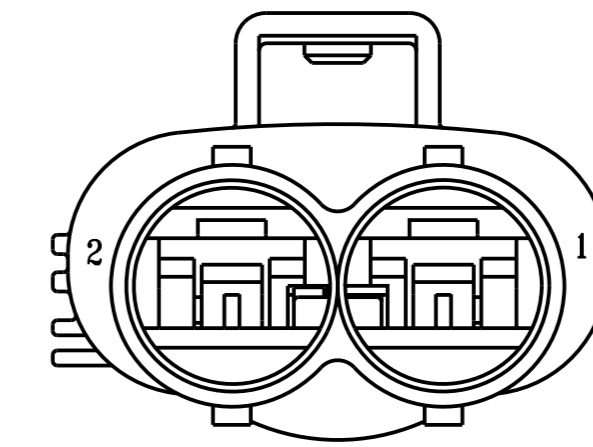
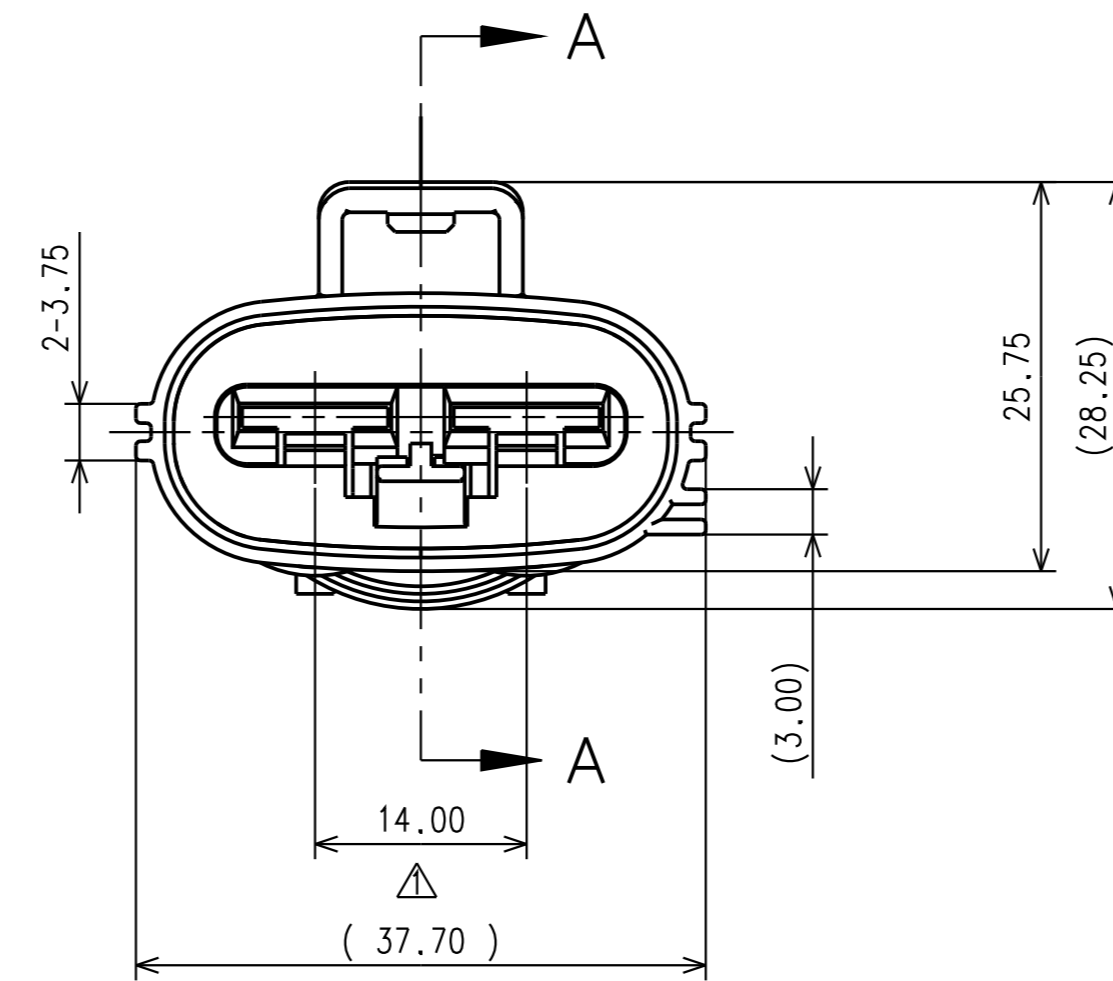
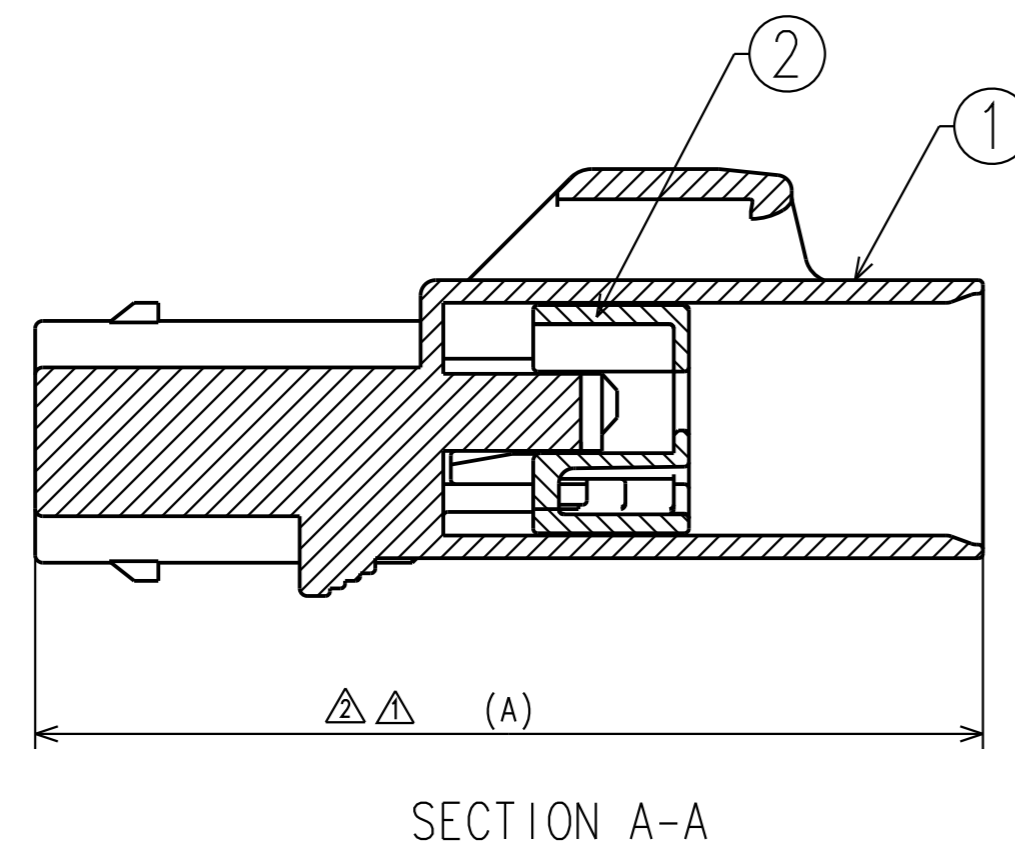
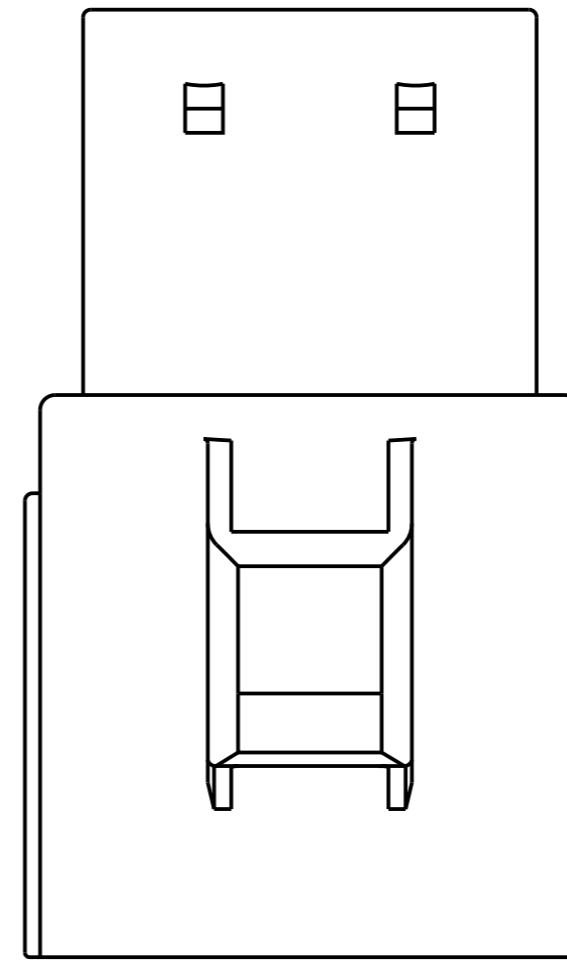
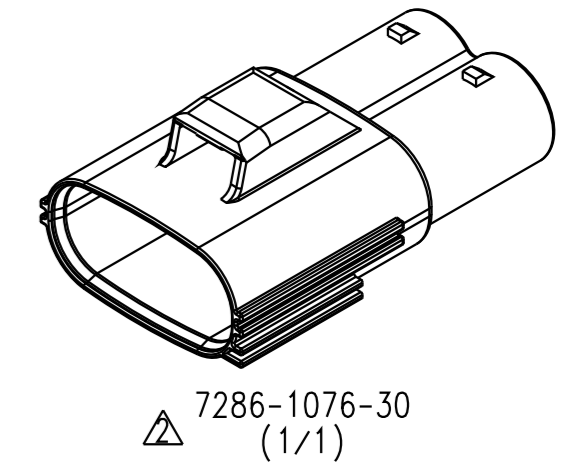
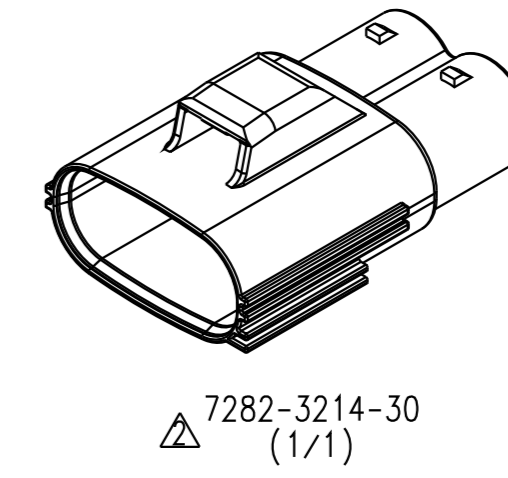


SUB ASSEMBLY PART NUMBER	NO.	PART NUMBER	PART NAME	MATERIAL	COLOR	QUANTITY	DIMENSION A (mm)
7282-3214-30	①	7182-3214-30	2P Y-TYPE (9.5MM SEALED) MALE HOUSING	PBT+GF	BLACK	1	57.70
	②	7158-6173	2P Y-TYPE (9.5MM SEALED) MALE TPA	PBT+GF	NATURAL	1	
△ 7286-1076-30	①	7186-1076-30	2P Y-TYPE (9.5MM SEALED) MALE HOUSING	PBT+GF	BLACK	1	62.70
	②	7158-6173	2P Y-TYPE (9.5MM SEALED) MALE TPA	PBT+GF	NATURAL	1	



- NOTES:
- MATING PART NUMBER: 7283-3214-30, 7283-3215-30.
 - APPLICABLE TERMINALS: 7114-3273-02 (10 mm)
7114-3250 (6.0 mm)
7114-3251 (4.0 mm)
 - APPLICABLE WIRE SEAL: 7158-3036-70 (10mm²) RECOMMENDED FOR 7286-1076-30
7158-3035 (6.0mm²) RECOMMENDED FOR 7286-1076-30
7158-3034-50 (4.0mm²) RECOMMENDED FOR 7286-1076-30
7157-3581-80 (10mm²) MUST BE USED FOR 7282-3214-30
7157-3580-60 (6.0mm²) MUST BE USED FOR 7282-3214-30
7157-3582-90 (4.0mm²) MUST BE USED FOR 7282-3214-30
 - APPLICABLE CAVITY PLUG: 7157-3583
 - APPLICABLE END SEAL RETAINER: 7158-6174-40 (X2).
 - COMPONENTS MUST BE ASSEMBLED IN THE POSITION SHOWN.
 - PART DESIGNED TO SATISFY USCAR-2, REVISION 3, APRIL 2001, CLASS 3.
 - PART TO COMPLY WITH YPES-31-038 REQUIREMENTS.
 - THIS DRAWING IS TO BE USED FOR INTERNAL YAZAKI PSW SUBMISSION.

REV. NO.	DATE	REVISION RECORD	NO.	CHKD
△ 04-04-2012		REVISED NOTE	C12-A364	MMR
△ 02-28-2012		ADDED CABLE SEALS AND NOTES, REMOVED VIEW	C12-A227	MMR
△ 09-07-2006		SHORT CAVITY ASSIGNED TO 7282-3214-30 AND ADDED NEW PART NUMBER FOR LONG CAVITY VERSION	C06-AB68	C.B.
△ 06-07-2006		CHANGED FORM/ADDED NOTE	C06-A807	J.M.
△ 11-17-2003		NEW	C03-B594	H.A.

YAZAKI NORTH AMERICA, INC.
PROPRIETARY AND CONFIDENTIAL INFORMATION

GENERAL TOLERANCE									
	10MAX	50MAX	100MAX	250MAX	250 OVR	ANGLE	ECCENT	DWG TYPE	DWG SOURCE
A	±0.15	±0.2	±0.3	±0.5	±0.75	±30°	0.1	R	7282-3214-30-M
B	±0.2	±0.3	±0.55	±0.95	±1.4	±30°	0.1	APPROVED	CHECKED
⊙	±0.3	±0.5	±0.8	±1.4	±2	±30°	0.15	CHECKED	DESIGN
⊖									DRAWN
									H. ALI
									11-20-2002

CUSTOMER		MATERIAL SPEC.		TREAT. & FIN.	
CUSTOMER PART NO.	CUSTOMER DWG NO.	SEE TABLE	N/A		
OFFICE YNA	TRIAL PART NO.	NAME Y-TYPE (9.5 mm SEALED)			
VENDOR		CONNECTOR 2P (M) SUB ASSY			
VENDOR NO.		PART NO.	△ 7282-3214-30 ETC.		
		DWG NO.	7282-3214-30:R		
			YAZAKI CORPORATION		

ISSUE MARK