

TABLE 1

SUB ASSEMBLY PART NO. AND CH. CODE	NO.	PART NO. AND CH. CODE	MATERIAL	COLOR	QTY.
7282-1150 ETC.	①	SEE TABLE 2	△PBT	SEE TABLE 2	1
	②	7157-4076	△PBT	NATURAL	1

TABLE 2

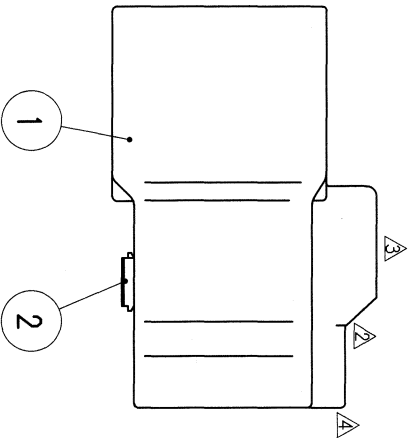
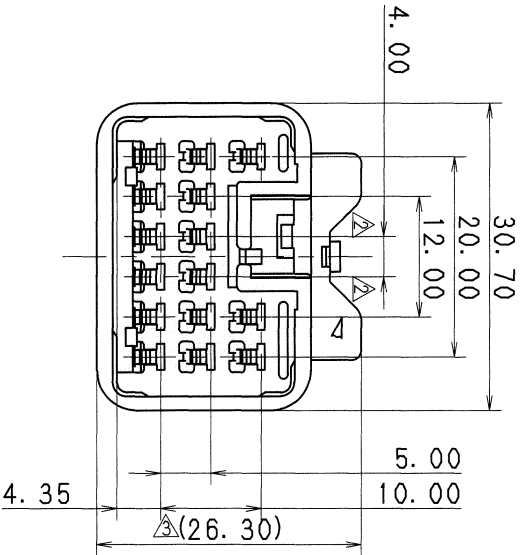
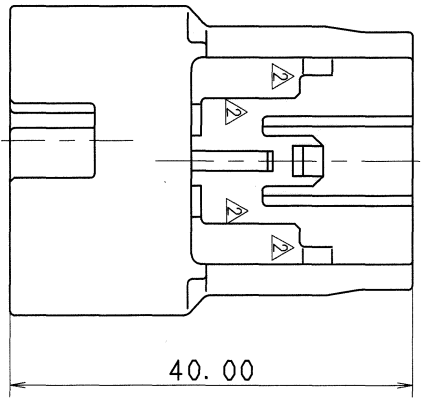
SUB ASSEMBLY PART NO. AND CH. CODE	PART NO. AND CH. CODE	PART NO. AND CH. CODE	COLOR
7282-1150, □	7182-1150	7182-1150	NATURAL
7282-1150-10, □	7182-1150-10	7182-1150-10	DARK GRAY
7282-1150-30, □	7182-1150-30	7182-1150-30	BLACK
7282-1150-40, □	7182-1150-40	7182-1150-40	LIGHT GRAY
7282-1150-50, □	7182-1150-50	7182-1150-50	ORANGE
7282-1150-60, □	7182-1150-60	7182-1150-60	GREEN
7282-1150-80, □	7182-1150-80	7182-1150-80	BROWN
7282-1150-90, □	7182-1150-90	7182-1150-90	BLUE

注記

- 1) 嵌合相手品番 : 7283-1150 ETC.
- 2) 適用端子品番 : 7114-4020 ETC.

NOTES

- 1) MATING PART NO. : 7283-1150 ETC.
- 2) APPLICABLE TERMINAL NO. : 7114-4020 ETC.



DATE	REVISION RECORD	NO.	CHKD
88/12/24	NEW	C89-1018	K, J
90/02/13	ADDED PART NO.	C90-1186	H, K
90/05/22	CHANGED FORM	C90-1553	H, Y
03/10/08	CHANGED MATERIAL ETC.	C03-R027	Y, I
04/02/16	CHANGED FORM	C04-X125	Y, I
06/06/07	CORRECTION OF MATERIAL, ETC.	C06-Z625	H, T

LET	DATE	REVISION RECORD	NO.	CHKD		
10MAX	50MAX	100MAX	250MAX	2500VR	ANGLE	ECCENT
±0.15	±0.2	±0.3	±0.5	±0.75	±30°	0.1
±0.2	±0.3	±0.55	±0.95	±1.4	±30°	0.1
±0.3	±0.5	±0.8	±1.4	±2	±30°	0.15

CUSTOMER	CUSTOMER PART NO.	CUSTOMER DWG NO.	OFFICE	VENDOR	TRIAL PART NO.	MATL. SPEC.	TREAT. & FIN.	ISSUE MARK
YAZAKI						2. 3II 15P CONNECTOR		
SUB ASSEMBLY MALE								
7282-1150 ETC.								
7282-1150:R								SET DWG NO.
YAZAKI CORPORATION								

1

2

3