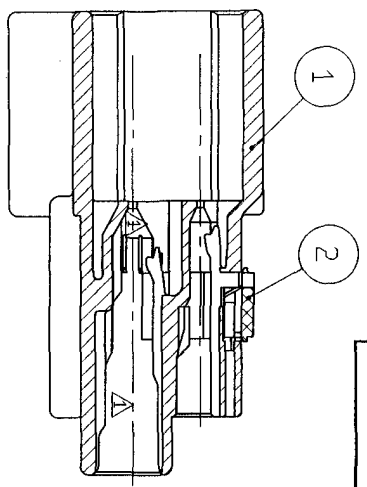
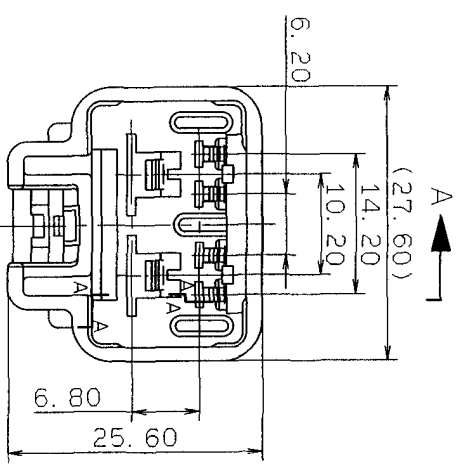


YAZAKI SUB ASSEMBLY PART NO.	NO.	YAZAKI PART NO.	MATERIAL	COLOR	QTY.
7282-1064 ETC.	①	SEE TABLE 2	△PBT	SEE TABLE 2	1
	②	7157-4330	△PBT	NATURAL	1

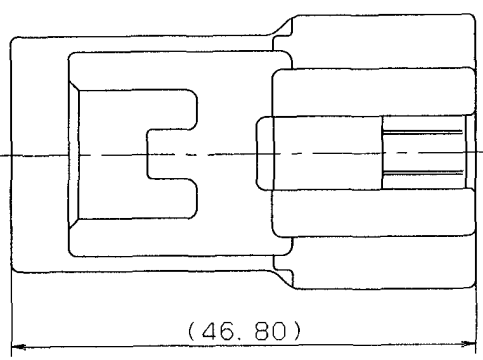
YAZAKI SUB ASSEMBLY PART NO.	YAZAKI PART NO.	COLOR
7282-1064	7182-1064	NATURAL
7282-1064-10	7182-1064-10	DARK GRAY
7282-1064-30	7182-1064-30	BLACK
7282-1064-40	7182-1064-40	LIGHT GRAY
7282-1064-50	7182-1064-50	ORANGE
7282-1064-60	7182-1064-60	GREEN
7282-1064-80	7182-1064-80	BROWN
7282-1064-90	7182-1064-90	BLUE

TABLE 1

TABLE 2



△ SEC. A-A



注記
 1. 適用マテリアル品番: 090II 7114-4020 ETC.
 312 7114-6040 ETC.
 2. 適合相手品番: 7283-1064 ETC.

NOTES
 1. APPLICABLE TERMINAL NO.:
 090II 7114-4020 ETC.
 312 7114-6040 ETC.
 2. MATING PART NO.: 7283-1064 ETC.

REV.	DATE	REVISION RECORD	NO.	CHKD
98.01.07		CHANGED MATERIAL	C97-N781	J.S
96.07.12		CHANGED MATERIAL. B	C96-M261	H.K
95.12.12		CHANGED FORM & ADDED NOTES. A	C95-M995	H.T
92.05.29		NEW	C92-L428	T.T

LET	DATE	GENERAL TOLERANCE	ANGLE	ECCENT
A	±0.15	±0.2	±0.3	±0.1
B	±0.2	±0.3	±0.55	±1.4
C	±0.3	±0.5	±0.8	±1.4

NO.	CUSTOMER	CUSTOMER PART NO.	CUSTOMER DWG NO.
98.01.15	加藤 山梨 洋行	98.01.15	98.01.13

DWG. TYPE	DWG. SOURCE	DWG. DATE	UNIT	SCL	ANGLE
R	NEW	92.05.29	mm	2/1	3

VENDOR NO.	OFFICE	TRIAL PART NO.

PART NO.	CH. CODE	SET DWG NO.
7282-1064	R	
7282-1064		

MATL. SPEC.	TREAT. & FIN.	ISSUE MARK
SEE TABLE 1		

NAME	CONNECTOR SUB ASSEMBLY MALE
090II 4P+312 2P HYBRID	

YAZAKI CORPORATION

