

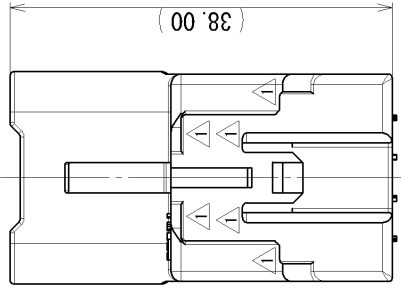
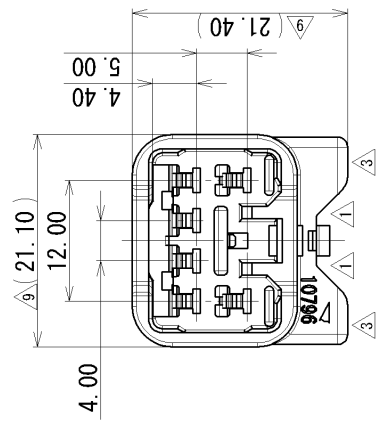
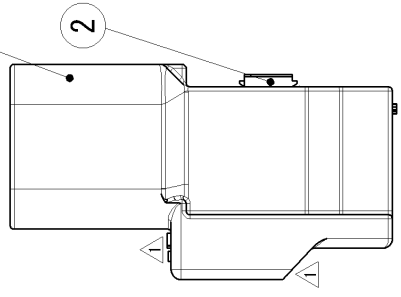
SUB ASSEMBLY PART NO. AND CH. CODE	NO.	PART NO. AND CH. CODE	△ PART NAME	MATERIAL	COLOR	QTY.
7282-1060 ETC.	①	SEE TABLE 2	2. 3 II 6P HOUSING MALE	△ HPA	SEE TABLE 2	1
	②	7157-4020	2. 3 II 6P HOUSING SPACER MALE	△ HPA	△ NATURAL	1

TABLE 1	
△	△

TABLE 2		
SUB ASSEMBLY PART NO. AND CH. CODE	PART NO. AND CH. CODE	COLOR
7282-1060, A	7182-1060	NATURAL
7282-1060-10, A	7182-1060-10	DARK GRAY
7282-1060-30, A	7182-1060-30	BLACK
7282-1060-40, A	7182-1060-40	LIGHT GRAY
7282-1060-50, A	7182-1060-50	ORANGE
7282-1060-70, A	7182-1060-70	YELLOW
7282-1060-80, A	7182-1060-80	BROWN
7282-1060-90, A	7182-1060-90	BLUE

注記
 1. かん合相手品番 : 7283-1060 ETC.
 2. 取扱説明書No. : YPES-15-080

NOTES
 1. MATING PART NO. : 7283-1060 ETC.
 2. HANDLING MANUAL NO. : YPES-15-080



LET	DATE	REVISION RECORD	NO.	CHKD
△	2012/12/21	CHANGED DIMENSION INDICATION	C12-ZA75	E. O
△	2012/06/20	CHANGED PART NAME ETC.	C12-Z495	J. B
△	1998/12/23	ELIMINATED COLOR NO.	C98-N178	T. M
△	1996/12/25	ADDED PART NO.	C96-N214	M. K
△	1995/03/20	CHANGED MATERIAL, A	C95-L362	M. K
△	1993/10/30	CHANGED MATERIAL	C93-P170	C. M
△	1992/12/10	CHANGED FORM & ADDED COLOR NO. & RENEW	C92-M145	M. H
△	1990/11/10	CHANGED SPACER COLOR	C90-M235	M. H
△	1990/05/22	CHANGED FORM	C90-L553	H. Y
△	1988/12/24	NEW	C89-L006	K. J
LET	DATE	REVISION RECORD	NO.	CHKD
GENERAL TOLERANCE				
10MAX	50MAX	100MAX	250MAX	2500VR
A	±0.15	±0.2	±0.3	±0.5
B	±0.2	±0.3	±0.55	±0.95
(C)	±0.3	±0.5	±0.8	±1.4
SPECIFIED				

CUSTOMER	CUSTOMER PART NO.	CUSTOMER DWG NO.	MATL. SPEC.	SEE TABLE 1	TREAT. & FIN.	ISSUE MARK
OFFICE	TRIAL PART NO.		NAME	△ 2. 3 II 6P HOUSING SUB ASSEMBLY MALE		
VENDOR	VENDOR NO.		PART NO. CH. CODE	7282-1060 ETC.		
			DWG NO.	7282-1060:R		
			YAZAKI CORPORATION			

DWG TYPE	DWG SOURCE	DWG DATE	UNIT	SCL	ANGLE
R	NEW	1992/12/17	mm	△ 2:1	3
APPROVED	CHECKED	CHECKED	DESIGN	DRAWN	
M. FUKUDA	H. AOKI		Y. OHTA	E. ORLANI	
2012/12/21	2012/12/21		1988/03/28	2012/12/21	