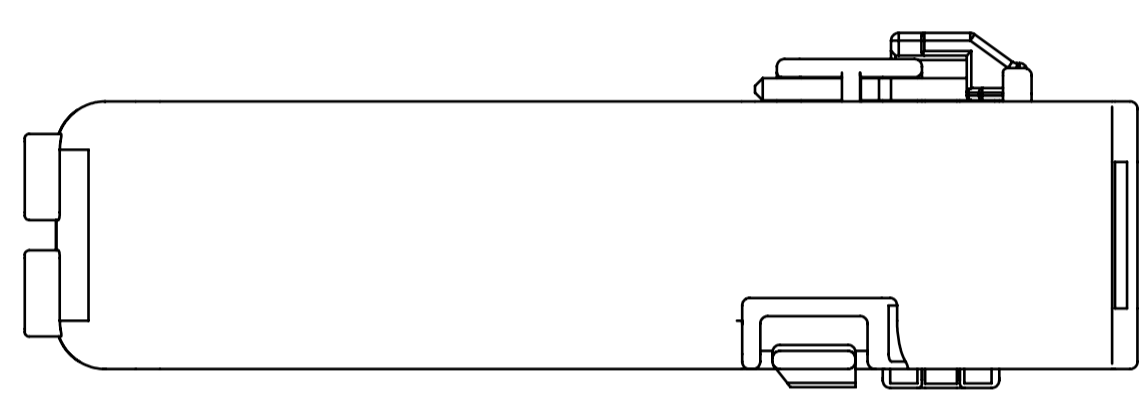
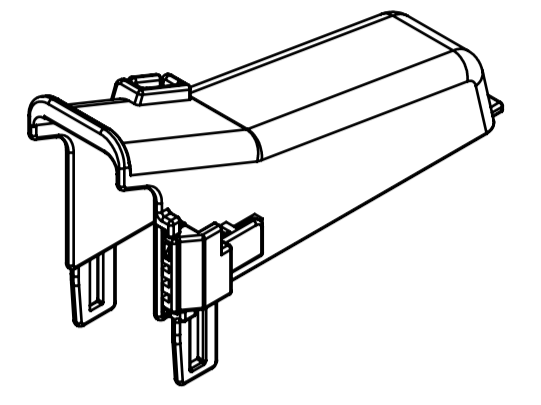
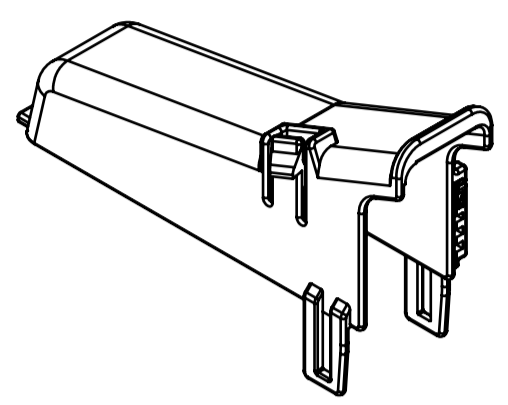
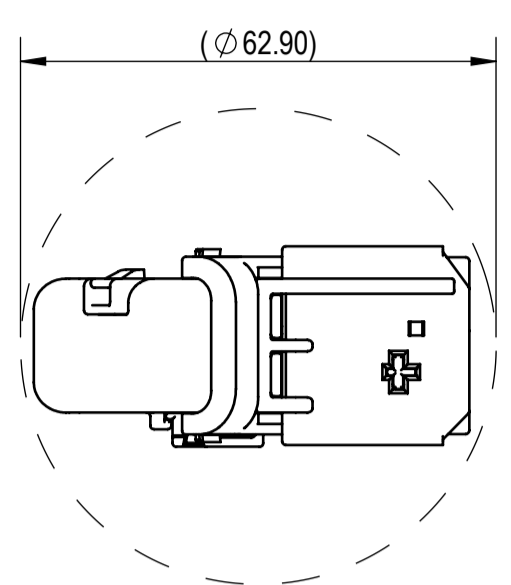
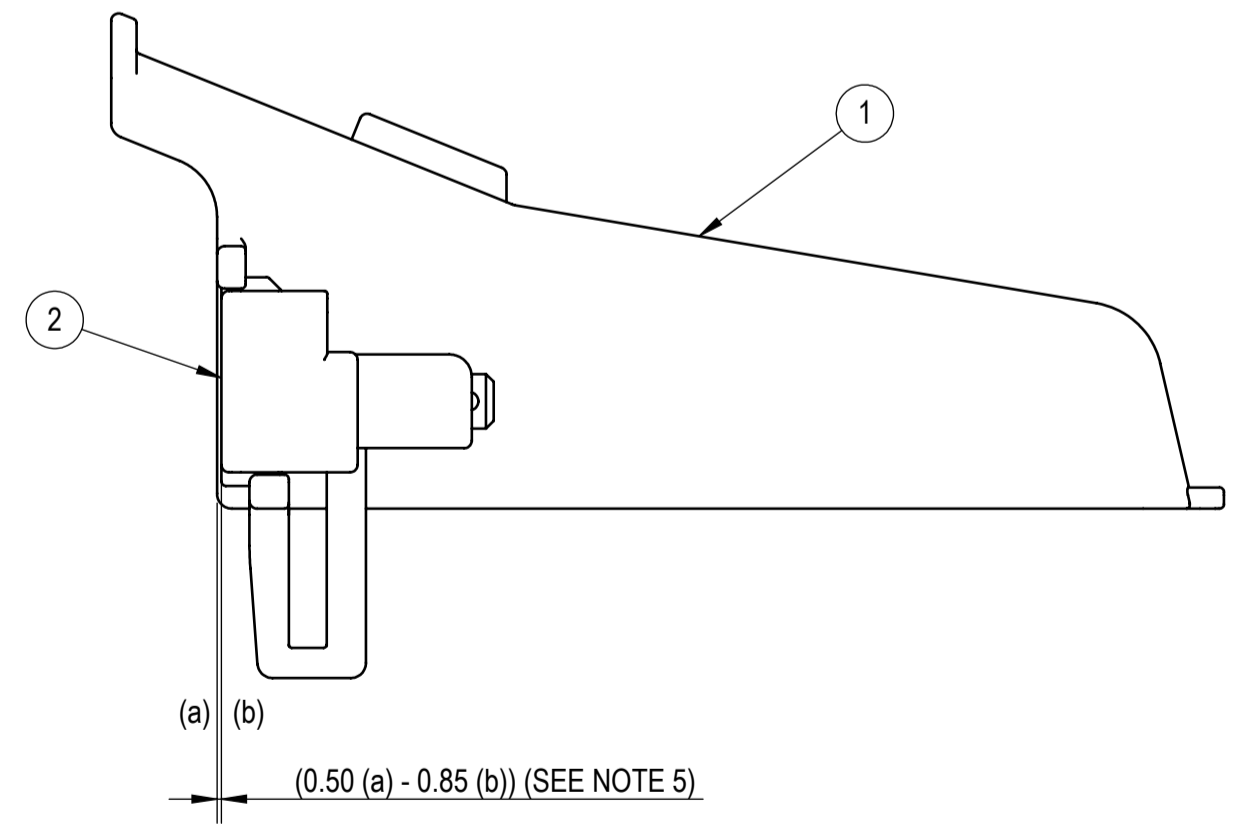
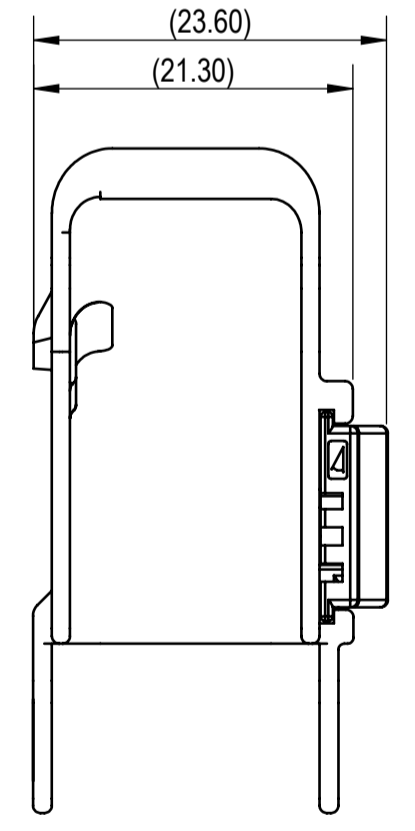
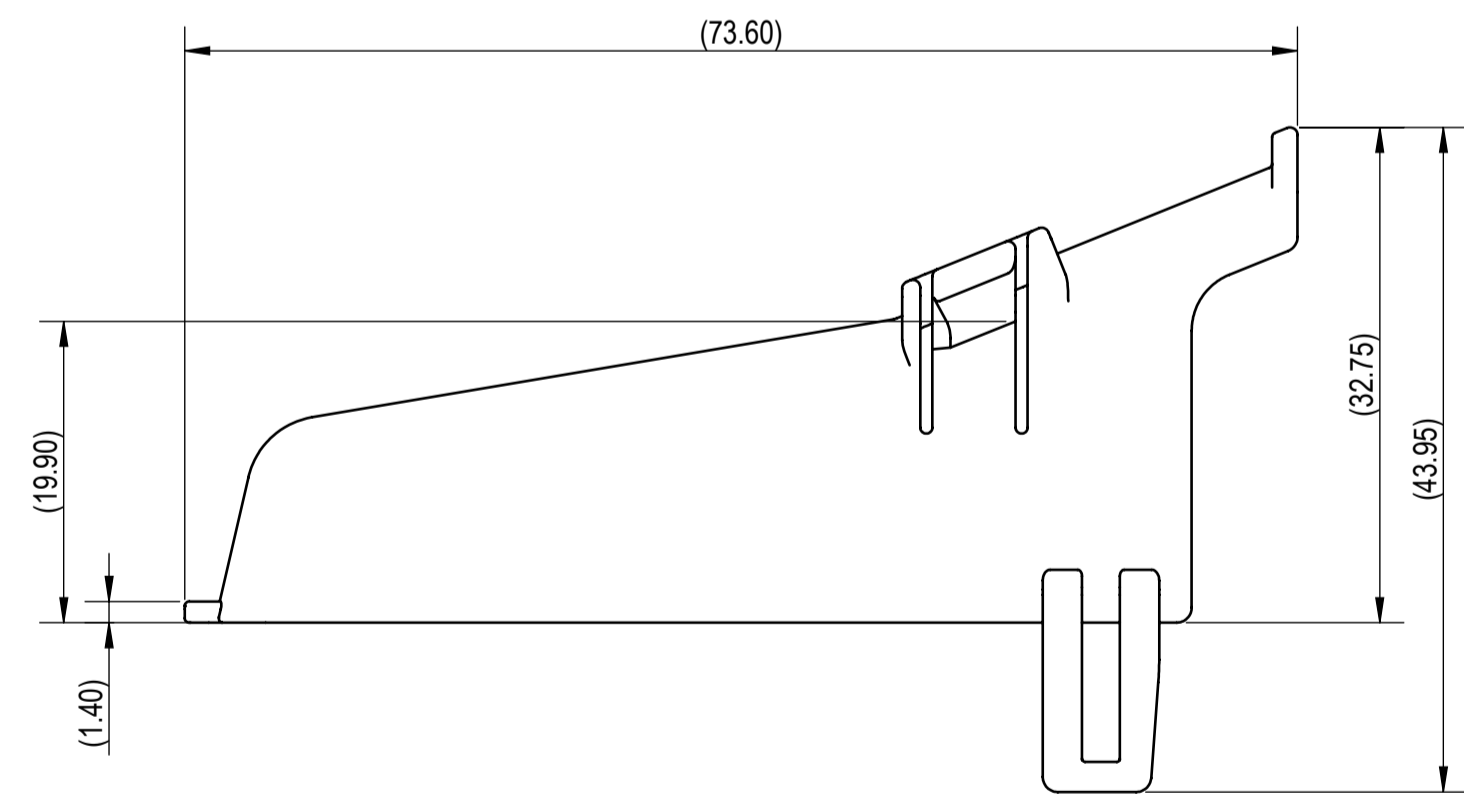


SUB-ASSEMBLY PART NUMBER	NO.	PART NUMBER	PART NAME	MATERIAL	COLOR	QUANTITY
7274-1075	①	7174-1075	36P [24Px1.2 + YESC KAIZEN (10Px2.8 + 2Px6.3)] UNSEALED FEMALE WIRE SHIELD	PBT-GF15	NATURAL	1
	②	7173-2224-50	36P [24Px1.2 + YESC KAIZEN (10Px2.8 + 2Px6.3)] UNSEALED FEMALE CPA	PBT-GF15	RED	1



- NOTES:
- PARTS MUST BE PURCHASED FROM YAZAKI.
 - PARTS MUST BE FREE OF FLASH AND IMPERFECTIONS THAT AFFECT FUNCTION.
 - TO BE USED WITH: 7289-4225-40.
 - PART TO COMPLY WITH YPES-31-038 REQUIREMENTS.
 - THIS DIMENSION SHOWS THE PRE-SET POSITION OF THE CPA.
 - THIS DRAWING IS TO BE USED FOR INTERNAL YAZAKI PSW SUBMISSION.
 - HANDLING MANUAL NUMBER: YPES-15-1377E.



LET	DATE	REVISION RECORD	NO.	CHKD
-	02-22-2018	NEW	C18-A152	H.A.

GENERAL TOLERANCE											
A	±0.15	±0.20	±0.30	±0.50	±0.75	R5 MAX	R10 MAX	R20 MAX	R20 OVR	ANGLE	ECCENT
B	±0.20	±0.30	±0.55	±0.95	±1.40	±0.20	±0.30	±0.50	±2.50	±3°	0.1
Ⓒ	±0.30	±0.50	±0.80	±1.40	±2.00					±3°	0.15
SPECIFIED										WEIGHT	(6.40) g

CUSTOMER		MATERIAL SPEC.		TREAT. & FIN.	
CUSTOMER PART NO.	CUSTOMER DWG NO.	SEE TABLE	N/A		
OFFICE	YNA	NAME 36P [24Px1.2 + YESC KAIZEN (10Px2.8 + 2Px6.3)]			
VENDOR	VENDOR NO.	UNSEALED FEMALE WIRE SHIELD SUB-ASSEMBLY			
DWG TYPE	DWG SOURCE	DWG DATE	UNIT	SCL	ANGLE
R	7274-1075:M	02-22-2018	mm	2/1	3
APPROVED	CHECKED	CHECKED	DESIGN	DRAWN	
			ERIC ZWART	HECTOR AVITIA	
			06-05-2014	03-07-2018	
PART NO.		7274-1075			
CH. CODE		7274-1075:R			
DWG NO.		7274-1075:R			
YAZAKI CORPORATION					