© COPYRIGHT. THIS DRAWING HAS COPYRIGHT AND MAY NOT BE COPIED IN WHOLE OR IN PART OR USED FOR ANY PURPOSE OTHER THAN FOR WHICH IT IS SUPPLIED WITHOUT EXPRESS WRITTEN CONSENT OF YAZAKI EUROPE LIMITED.

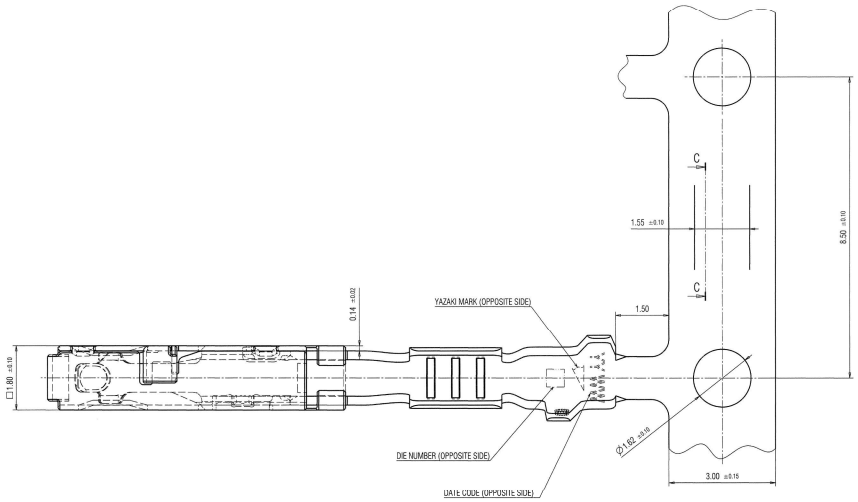

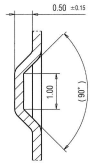

SECTION C-C

NOTES:

1. MATERIAL
   BODY: CuNiSi
   HOOD: X10CrNi18-8
2. MATING PRODUCT ACCORDING DRAWING: T.B.D.;
3. FOR GENERAL GEOMETRICAL TOLERANCE SEE TABLE (ECCENT=ECCENTRICITY);
4. HANDLING MANUAL: YPES-1S-1692E;
5. PRODUCT STANDARD: YPES-11-04-292E;
6. THE MATERIALS USED IN THIS PRODUCT ARE IN CONFORMITY WITH REQUIREMENTS OF EU ELV 2000/53/EC DIRECTIVE AND ASSOCIATED DOCUMENTS

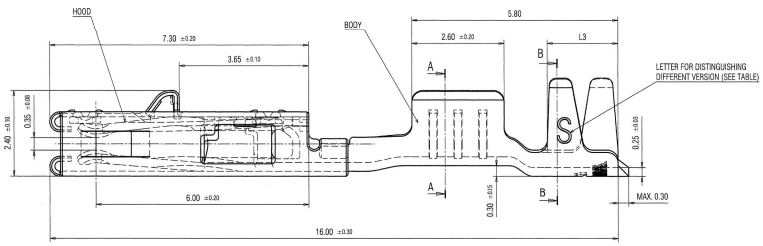

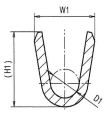

SECTION A-A

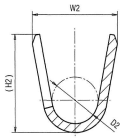

SECTION B-B

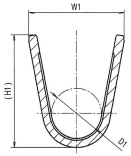

SECTION A-A

VALID FOR PART NO.:
7216-7631-02
7216-7631-06
7216-7631-08

SUBASSY NO.	WIRE RANGE [mm²]	PLATING:	LETTER	W1	H1	D1	W2	H2	D2	L3	MASS [g]
7216-7629-02	0.35	TIN PLATING HOT DIPPED TIN 1-3 μm	S	1.70	2.10	0.80±0.20	2.40	2.75	1.30±0.20	2.00	0.160
7216-7629-06		SELECTIVE SILVER PLATING 1-2 μm ON CONTACT AREA	L								
7216-7629-08		SELECTIVE GOLD PLATING MIN. 0.8 μm ON CONTACT AREA	$\overline{X}$								
7216-7630-02	0.50 - 0.75	TIN PLATING HOT DIPPED TIN 1-3 μm	S	2.20	2.50	1.15±0.20	3.10	3.60	1.80±0.20	2.20	0.176
7216-7630-06		SELECTIVE SILVER PLATING 1-2 μm ON CONTACT AREA	L								
7216-7630-08		SELECTIVE GOLD PLATING MIN. 0.8 μm ON CONTACT AREA	$\overline{X}$								
7216-7631-02	1.00-1.50	TIN PLATING HOT DIPPED TIN 1-3 μm	S	2.68	3.15	1.40±0.20	3.50	4.00	2.10±0.20	2.20	0.191
7216-7631-06		SELECTIVE SILVER PLATING 1-2 μm ON CONTACT AREA	L								
7216-7631-08		SELECTIVE GOLD PLATING MIN. 0.8 μm ON CONTACT AREA	$\overline{X}$								

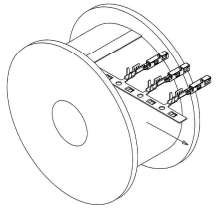

FEED DIRECTION
(SCALE 2:1)

ISOMETRIC VIEW
(SCALE 1:1)

—	24.03.2017.	NEW	Y17-0279	LJ.
LET	DATE	REVISION RECORD	NO.	CHKD

PRINTED COPIES ARE UNCONTROLLED THEY ARE POTENTIALLY OUT OF DATE AND INVALID. DATABASE IS MASTER.

GENERAL TOLERANCE							
	10MAX	50MAX	100MAX	250MAX	2500VR	ANGLE	ECCENT
A	±0.15	±0.2	±0.3	±0.6	±0.75	±30'	0.1
B	±0.2	±0.3	±0.55	±0.95	±1.4	±20'	0.1
C	±0.3	±0.5	±0.8	±1.4	±2	±30'	0.15
SPECIFIED						MASS	SEE TABLE

CUSTOMER					
CUSTOMER PART NO.		CUSTOMER DWG NO.			
OFFICE YEL-K		TRIAL PART NO.			
VENDOR					
VENDOR NO.					
DWG TYPE	DWG SOURCE	DWG DATE	UNIT	SCL	ANGLE
B	NEW	09.03.2017.	mm	20/1	3
APPROVED	CHECKED	CHECKED	DESIGN	DRAWN	
D.GREGURIC	I.JAKOPLIC	A.BUCEVIC	D.BABIC	H.JAKLENEC	
24.03.2017.	24.03.2017.	24.03.2017.	13.07.2012.	24.03.2017.	

MATL-SPEC	SEE NOTES
TREAT. & FIN.	SEE TABLE
NAME	1,2 mm CONTACT SYSTEM (YMT) CLEAN BODY FEMALE TERMINAL
PART NO. CH. CODE	7216-7629-02 ETC.
DWG NO.	7216-7629-02:R
SET DWG NO.	
ISSUE MARK	

YAZAKI

A0