© COPYRIGHT. THIS DRAWING HAS COPYRIGHT AND MAY NOT BE COPIED IN WHOLE OR IN PART OR USED FOR ANY PURPOSE OTHER THAN FOR WHICH IT IS SUPPLIED WITHOUT EXPRESS WRITTEN CONSENT OF YAZAKI EUROPE LIMITED.

CODING OVERVIEW

CODE A

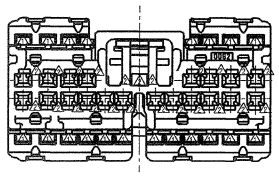

7187-0062-30

CODE E

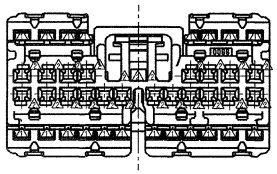

7187-0066-60

CODE B

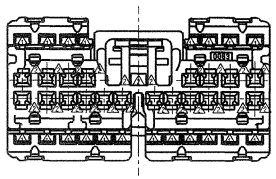

7187-0063

CODE F

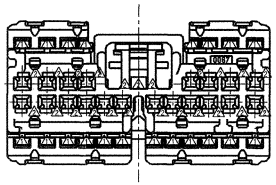

7187-0067-80

CODE C

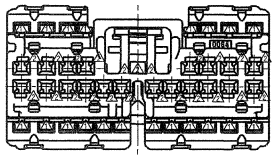

7187-0064-40

CODE G

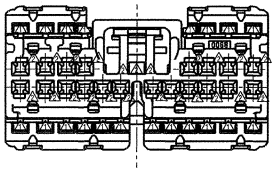

7187-0068-20

CODE D

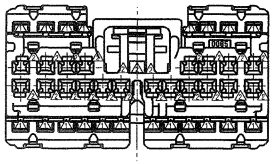

7187-0065-90

YAZAKI PART NAME	YAZAKI PART NUMBER	MATERIAL	COLOR
1.2 MM NWP SYSTEM CONNECTOR 20P (F) HOUSING CODE A	7187-0062-30	PBT-GF15	BLACK
1.2 MM NWP SYSTEM CONNECTOR 20P (F) HOUSING CODE B	7187-0063	PBT-GF15	NATURAL
1.2 MM NWP SYSTEM CONNECTOR 20P (F) HOUSING CODE C	7187-0064-40	PBT-GF15	LIGHT GRAY
1.2 MM NWP SYSTEM CONNECTOR 20P (F) HOUSING CODE D	7187-0065-90	PBT-GF15	BLUE
1.2 MM NWP SYSTEM CONNECTOR 20P (F) HOUSING CODE E	7187-0066-60	PBT-GF15	GREEN
1.2 MM NWP SYSTEM CONNECTOR 20P (F) HOUSING CODE F	7187-0067-80	PBT-GF15	BROWN
1.2 MM NWP SYSTEM CONNECTOR 20P (F) HOUSING CODE G	7187-0068-20	PBT-GF15	VIOLET

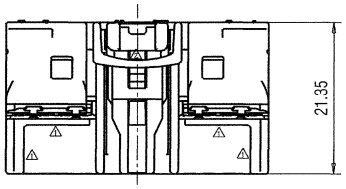

NOTES:
1. MATERIAL: SEE TABLE;
2. COLOR: SEE TABLE;
3. △ APPLICABLE TERMINALS:
   7116-3541-02, 7116-3542-02: ALL CAVITIES;
   7116-3543-02: ONLY CAVITES 1, 2, 7, 8, 9, 10, 19 & 20;
4. MATING PART ACCORDING DRAWING: 7187-0062-30:A;
5. FOR GENERAL GEOMETRICAL TOLERANCE SEE TABLE (ECCENT=ECCENTRICITY);
6. △ HANDLING MANUAL: YPES-15-963E;
7. △ PRODUCT STANDARD: YPES-11-05-239E;
8. △ THE MATERIALS USED IN THIS PRODUCT ARE IN CONFORMITY WITH REQUIREMENTS OF EU ELV 2000/53/EC DIRECTIVE, ASSOCIATED DOCUMENTS AND "CONTROL STANDARD FOR CHEMICAL SUBSTANCE (YGS-C21-010)".

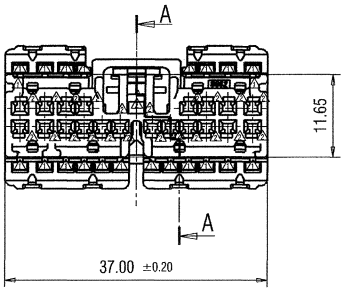

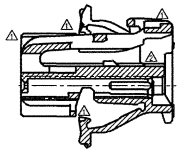

SECTION A-A

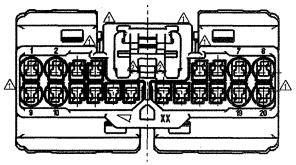

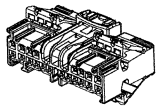

ISOMETRIC VIEW
(SCALE 1:1)

ISSUE MARK

LET	DATE	REVISION RECORD	NO.	CHKD
△	10.04.2014.	CHANGED NOTES	Y14-0200	M.V.
△	04.12.2013.	CHANGED GEOMETRY	Y13-0673	G.G.
△	25.10.2007.	CHANGED GEOMETRY & NOTES	C07-D862	G.G.
△	07.04.2006.	NEW	C06-D600	G.G.

PRINTED COPIES ARE UNCONTROLLED. THEY ARE POTENTIALLY OUT-OF-DATE AND INVALID. DATABASE IS MASTER.

GENERAL TOLERANCE

	10MAX	50MAX	100MAX	250MAX	2500VR	ANGLE	ECCENT
A	±0.15	±0.2	±0.3	±0.5	±0.75	± 30'	0.1
B	±0.2	±0.3	±0.55	±0.95	±1.4	± 30'	0.1
Ⓓ	±0.3	±0.5	±0.8	±1.4	±2	± 30'	0.15
SPECIFIED	△					MASS	5.8 g.

CUSTOMER					
CUSTOMER PART NO.		CUSTOMER DWG NO.			
OFFICE YEL-HH		TRIAL PART NO.			
VENDOR					
VENDOR NO.					
DWG TYPE	DWG SOURCE	DWG DATE	UNIT	SCL	ANGLE
R	NEW	07.04.2006.	mm	2/1	3
APPROVED	CHECKED	CHECKED	DESIGN	DRAWN	
T.SCHALLER	G.GREGURIC	M.VALJAK	D.KRIVOHLAVEK	M.SVRAKA	
10.4.2014.	10.4.2014.	10.04.2014.	01.02.2006.	10.04.2014.	

MATL. SPEC.	SEE NOTES	TREAT. & FIN.	SEE NOTES
NAME	1.2 MM NWP SYSTEM CONNECTOR 20P (F) HOUSING A-G		
PART NO. CH. CODE	7187-0062-30 ETC.		
DWG NO.	7187-0062-30 : R	SET DWG NO.	

YAZAKI

A2