GENERAL TOLERANCE											
	10 MAX	50 MAX	100 MAX	250 MAX	250 OVR	R5 MAX	R10 MAX	R20 MAX	R20 OVR	ANGLE	ECCENT
A	±0.15	±0.2	±0.3	±0.5	±0.75	±0.2	±0.3	±0.5	±2.5	±3°	0.1
B	±0.2	±0.3	±0.55	±0.95	±1.4					±3°	0.1
C	±0.3	±0.5	±0.8	±1.4	±2					±3°	0.15

	PART NO. AND CH. CODE	COLOR
	7183-2418,A (7B83-2418,A)	NATURAL
	7183-2418-30,A	BLACK
1	7183-2418-40,A	GRAY
1	7183-2418-90,A	BLUE

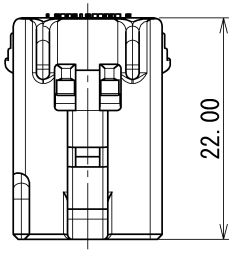

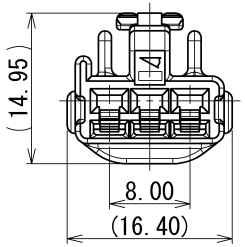

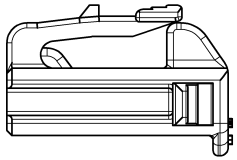

1 注記

1. 取扱説明書No. YPES-15-408
2. (　) 内品番は、エアバッグ (A/B) 回路及び特別管理回路に使用する時に適用すること。

1 NOTES

1. HANDLING MANUAL NO. YPES-15-408
2. PART NUMBERS IN PARENTHESIS SHALL BE USED FOR AIR BAG (A/B) CIRCUITS AND OTHER CIRCUITS DESIGNATED FOR SPECIAL MONITORING.

ISSUE MARK

LET	DATE	REVISION RECORD	NO.	CHKD
1	10/10/28	CHANGED PART NAME, ETC.	C10-ZB01	O.S
	03/08/06	NEW,A	C03-X492	E.F

GENERAL TOLERANCE							
	10MAX	50MAX	100MAX	250MAX	250OVR	ANGLE	ECCENT
A	±0.15	±0.2	±0.3	±0.5	±0.75	±30'	0.1
B	±0.2	±0.3	±0.55	±0.95	±1.4	±30'	0.1
C	±0.3	±0.5	±0.8	±1.4	±2	±30'	0.15

SPECIFIED

MASS

CUSTOMER					
CUSTOMER PART NO.		CUSTOMER DWG NO.			
OFFICE		TRIAL PART NO.			
VENDOR					
VENDOR NO.					
DWG TYPE	DWG SOURCE	DWG DATE	UNIT	SCL	ANGLE
R	NEW	03/08/06	mm	2:1	3
APPROVED	CHECKED	CHECKED	DESIGN	DRAWN	
M. FUKUDA	O. SUGIYAMA		E. FUKUDA	M. ALAGAR	
10/10/28	10/10/28		02/09/04	10/10/28	

MATL. SPEC. 1 PBT (COLOR:SEE TABLE)

TREAT. & FIN.

NAME 1 HLC 2.3Ⅱ 3P HOUSING FEMALE

PART NO. CH. CODE 1 7183-2418 ETC. (7B83-2418,A)

DWG NO. 7183-2418:R

SET DWG NO.

YAZAKI CORPORATION