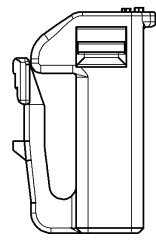
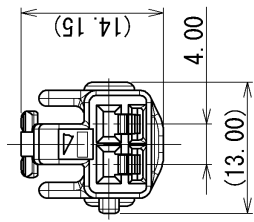
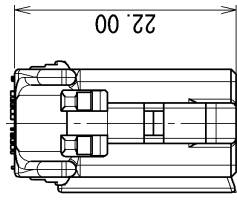


GENERAL TOLERANCE										
	10 MAX	50 MAX	100 MAX	250 MAX	R5 OVR	R10 MAX	R20 MAX	R20 OVR	ANGLE	ECCENT
A	±0.15	±0.2	±0.3	±0.5	±0.75				±3°	0.1
B	±0.2	±0.3	±0.55	±1.4	±0.2	±0.3	±0.5	±2.5	±3°	0.1
C	±0.3	±0.5	±0.8	±1.4	±0.2	±0.3	±0.5	±2.5	±3°	0.15



注記

- 材質 : PBT
- 色 : 色番表参照
- かん合相手品番 : 7282-1020 ETC. (7082-1020 ETC.)
- 取扱説明書No. YPES-15-408
- () 内品番は、エアバッグ (A/B) 回路及び特別管理回路に使用する時に適用すること。

NOTES

- MATERIAL : PBT
COLOR : SEE TABLE
- MATING PART NO. : 7282-1020 ETC. (7082-1020 ETC.)
- HANDLING MANUAL No. YPES-15-408
- PART NUMBERS IN PARENTHESIS SHALL BE USED FOR AIR BAG (A/B) CIRCUITS AND OTHER CIRCUITS DESIGNATED FOR SPECIAL MONITORING.

PART NO AND CH. CODE	COLOR
△ 7183-2414 (7B83-2414) [A]	NATURAL
△ 7183-2414-30 [A]	BLACK
△ 7183-2414-90 [A]	BLUE
△ 7183-2414-40 [A]	GRAY

LET	DATE	REVISION RECORD	NO.	CHKD	CUSTOMER	CUSTOMER PART NO.	CUSTOMER DNG NO.	MATL. SPEC.	SEE NOTES	TREAT. & FIN.	ISSUE MARK
△	11/01/21	CHANGED PART NAME, ETC.	G11-ZA39	J. G							
△	08/09/25	ADDED COLOR PART NO., ETC.	C08-Z674	H. T							
	03/08/06	NEW, [A]	C03-X492	E. F	OFFICE						
					VENDOR	TRIAL PART NO.					
GENERAL TOLERANCE											
A	10MAX	±0.15	±0.2	±0.3	±0.5	±0.75	±30'	0.1			
B	±0.2	±0.3	±0.55	±1.4	±2	±30'	±30'	0.1			
C	±0.3	±0.5	±0.8	±1.4	±2	±30'	±30'	0.15			
SPECIFIED											
					DNG TYPE		DNG DATE	DNG SOURCE	UNIT	SCL	ANGLE
					R		03/08/06	NEW	mm	2:1	3
					APPROVED		CHECKED	CHECKED	DESIGN	DRAWN	
					M. FUKUDA		K. KIDA	O. SUGIYAMA	E. FUKUDA		J. GALLARES
					11/01/21		11/01/21	11/01/21	02/09/04		11/01/21
					PART NO.		PART NO.		SET DWG NO.		
					7183-2414 ETC.		7183-2414 ETC.		7183-2414:R		
					CH. CODE		CH. CODE				
					7183-2414-40 [A]		7183-2414-40 [A]				
					YAZAKI CORPORATION						