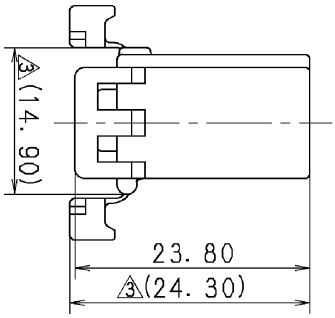
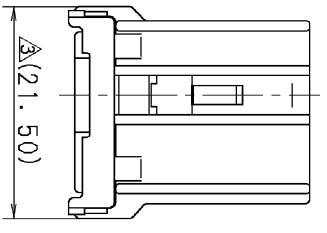
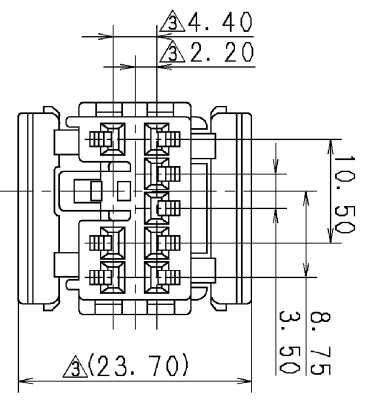


PART NO. AND CH. CODE	COLOR
△ 7123-8386 (7B23-8386)	NATURAL
7123-8386-30	BLACK
△ 7123-8386-70	YELLOW



- 注記
- 1. 別添相対品番：7122-8386 ETC.
 - 2. 透明端子品番：7116-1473 (7B16-1473), 7116-1473-08, 7116-1474, 7116-1474-08
 - 3. () 内品番は、エレクトロ回路及び特別管理回路使用時に適用する事。

- NOTES
- 1. MATING PART NO. : 7122-8386 ETC.
 - 2. APPLICABLE TERMINAL NO. : 7116-1473 (7B16-1473), 7116-1473-08, 7116-1474, 7116-1474-08
 - 3. () PART NO. IS USED FOR PARTS ASSOCIATED WITH A/B CIRCUITS OR OTHER SPECIFIED CIRCUIT.

REV.	DATE	REVISION RECORD	NO.	CHKD	CUSTOMER	PART NO.	CUSTOMER DWG NO.	MATL. SPEC.	PBT	TREAT. & FIN.	ISSUE MARK					
△ 10.11.15		CHANGED PART NAME	C10-ZA96	R. M												
△ 03.09.22		ADDED PART NO.	C03-X585	T. H												
△ 92.11.18		ADDED PART NO.	C92-6964	K. S												
△ 92.07.23		RENEW	C92-6717	A. H												
LET	DATE	REVISION RECORD	NO.	CHKD	CUSTOMER	PART NO.	CUSTOMER DWG NO.	MATL. SPEC.	PBT	TREAT. & FIN.	ISSUE MARK					
GENERAL TOLERANCE																
A	±0.15	10MAX	50MAX	100MAX	250MAX	500	ANGLE	ECCENT	DWG. TYPE	DWG. SOURCE	DWG. DATE	UNIT	SCL	ANGLE	PART NO.	7123-8386 (7B23-8386)△ ETC.
B	±0.2	±0.3	±0.5	±0.75	±30'	0.1			R	NEW	88.07.04	mm	2/1	3	DWG. NO.	7123-8386: R
C	±0.3	±0.5	±0.8	±1.4	±2	0.15			S. MI ZUSE	CHECKED	R. CABANGAL	H. SAITOH	R. MAJERAND		SET DWG NO.	
SPECIFIED																
MASS																
10.11.15																
S. MI ZUSE																
10.11.15																
R. CABANGAL H. SAITOH R. MAJERAND																
10.11.15 88.07.04 10.11.15																
YAZAKI CORPORATION																

