

3

2

1

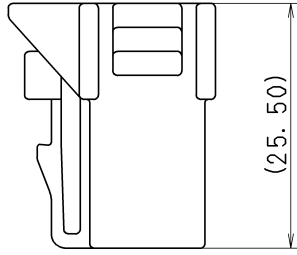
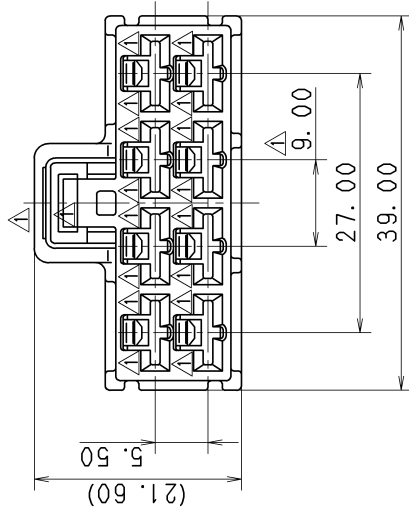
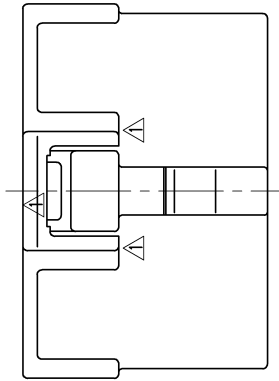
PART NO. AND CH. CODE	COLOR	MATCHING PART NO.
7123-6387- <input checked="" type="checkbox"/>	NATURAL	7122-6080
7123-6387-40- <input checked="" type="checkbox"/>	GRAY	7122-6387-40

注 記

1. 通用端子番番 : 7116-2990-02, 7116-2991-02, 7116-2992-02
7116-2927-02, 7116-2928-02, 7116-2929-02
2. 対応端子番番 : 7122-6080, 7122-6387-40

NOTES

1. APPLICABLE TERMINAL NO. : 7116-2990-02, -2991-02, -2992-02
: 7116-2927-02, 2928-02, 2929-02
2. MATING PART NO. : 7122-6080, 7122-6387-40



B

A

B

A

10.11.15	CHANGED PART NAME	C10-ZB06	G. M	CUSTOMER	MATL. SPEC.	PBT	TREAT. & FIN.
00.11.08	CHANGED FORM	<input checked="" type="checkbox"/> C00-M429	K. I	CUSTOMER PART NO.	CUSTOMER DWG NO.		
99.11.23	CHANGED FORM ETC.	C99-M748	H. Y	OFFICE	TRIAL PART NO.		
99.07.23	NEW	C99-M207	H. Y	VENDOR			
LET	DATE	REVISION RECORD NO.	CHKD	NAME <input checked="" type="checkbox"/> M-LC TYPE HOUSING FEMALE 8P (W, GY)			
GENERAL TOLERANCE							
10MAX	150MAX	100MAX	250MAX	2500V R	ANGLE	ECCENT	
A	±0.15	±0.2	±0.3	±0.5	±0.75	±30'	0.1
B	±0.2	±0.3	±0.55	±0.95	±1.4	±30'	0.1
C	±0.3	±0.5	±0.8	±1.4	±2	±30'	0.15
SPECIFIED MASS							
10.11.15				R. CABANGAL		YOSHIDA G. MAGNAYON	
10.11.15				99.07.01		10.11.15	
APPROVED				CHECKED	DESIGN	DRAWN	
S. MIZUSE				R. CABANGAL		YOSHIDA G. MAGNAYON	
DWG NO.				DWG NO.		SET DWG NO.	
7123-6387-40				7123-6387-40		7123-6387-R	
PART NO.				PART NO.		7123-6387 ETC.	
CH. CODE				CH. CODE		7123-6387 ETC.	
ISSUE MARK							

3

2

1