

3

2

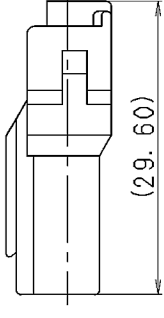
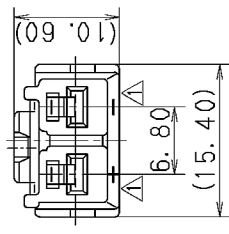
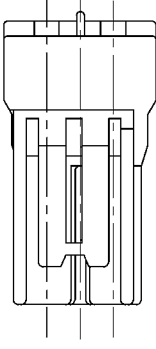
1

注記

- 1. 通用端子品番 : 7116-1240 ETC.
- 2. 適用リヤホルダ品番 : 7157-6822
- 3. かん合相手品番 : 7122-1923-30, 7122-1924-30

NOTES

- 1. APPLICABLE TERMINAL NO. : 7116-1240 ETC.
- 2. APPLICABLE REAR HOLDER NO. : 7157-6822
- 3. MATING PART NO. : 7122-1923-30, 7122-1924-30



LET	DATE	REVISION RECORD	NO.	CHKD	S. Y	M. K	O. S	H. Y	J. C
10.11.26		CHANGED PART NAME	C10-ZB17						
01.06.15		ELIMINATE REAR HOLDER COLOR NO.	C01-X575						
99.06.14		CHANGED NOTE	C99-L830						
89.11.22		ADD. THE STAMP	C89-7550						
89.07.06		NEW	C89-L726						
GENERAL TOLERANCE									
10MAX	1.50MAX	1.00MAX	2.50MAX	2500	VR	ANGLE	ECCENT		
A	±0.15	±0.2	±0.3	±0.5	±0.75	±30'	0.1		
B	±0.2	±0.3	±0.55	±0.95	±1.4	±30'	0.1		
C	±0.3	±0.5	±0.8	±1.4	±2	±30'	0.15		
SPECIFIED MASS									

CUSTOMER		CUSTOMER PART NO.		CUSTOMER DWG NO.		MATERIAL SPEC.		TREAT. & FIN.	
OFFICE VENDOR		TRIAL PART NO.		NAME		PA66 (BLACK)		T TYPE HOUSING 2P FEMALE (B)	
DWG TYPE		DWG SOURCE		DWG DATE		UNIT		SCL ANGLE	
R		NEW		89.07.06		mm		2/1 3	
APPROVED		CHECKED		CHECKED		DESIGN		DRAWN	
S. MIZUSE		R. CABANGAL K. SAKURA I		J. CANDO					
10.11.26		10.11.26		84.12.07		10.11.26			
PART NO.		CH. CODE		DWG NO.		SET DWG NO.			
7123-1923-30		7123-1923-30		7123-1923-30		7123-1923-30			
YAZAKI CORPORATION									

3

2

1