注 記

1. 適用電線サイズ：AVSS, CAVS, CAVUS 0.3~0.5mm²
2. ( ) 内品番は、A/B回路及び、特別管理回路に使用する時に、適用すること。

NOTES

1. APPLICABLE WIRE SIZE: AVSS, CAVS, CAVUS 0.3~0.5mm²
2. ( ) PART NO. IS USED FOR PARTS ASSOCIATED WITH A/B CIRCUITS OR OTHER SPECIFIED CIRCUIT.

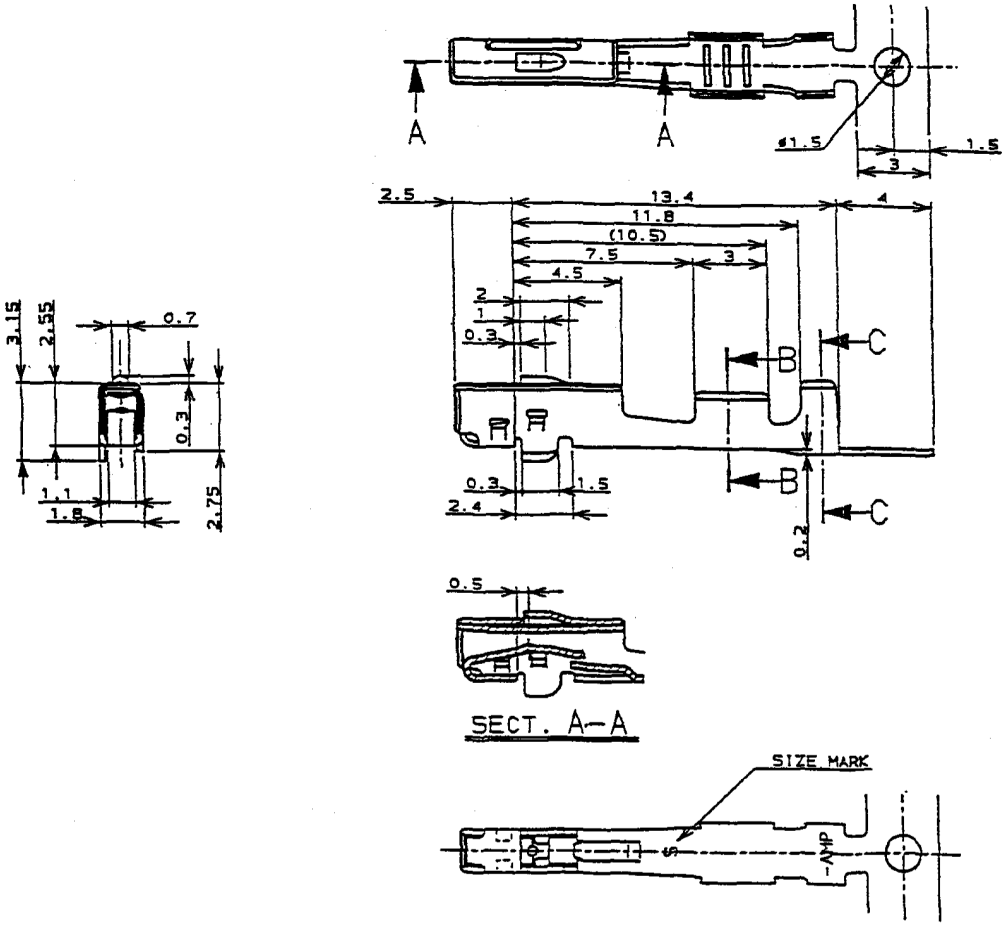

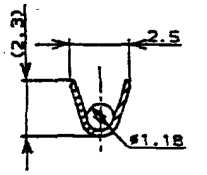

SECT. B-B

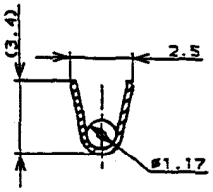

SECT. C-C

SECT. A-A

ISSUE MARK

	98.01.07	NEW	C98-L083	M.T	
LET	DATE	REVISION RECORD	NO.	CHKD	

GENERAL TOLERANCE

	10MAX	50MAX	100MAX	250MAX	2500VR	ANGLE	ECCENT
A	±0.15	±0.2	±0.3	±0.5	±0.75	±30′	0.1
B	±0.2	±0.3	±0.55	±0.95	±1.4	±30′	0.1
Ⓒ	±0.3	±0.5	±0.8	±1.4	±2	±30′	0.15

SPECIFIED

MASS g

CUSTOMER	
CUSTOMER PART NO.	CUSTOMER DWG NO.
OFFICE	TRIAL PART NO.
VENDOR	
VENDOR NO.	

DWG TYPE	DWG SOURCE	DWG DATE	UNIT	SCL	ANGLE
R	NEW	98.01.07	mm	FREE	3

APPROVED	CHECKED	CHECKED	DESIGN	DRAWN
加藤	山梨	福	—	AOYAMA 田中ひ
98.01.16	98.01.15	98.01.09	—	98.01.07

MATL. SPEC.	MAX251C
TREAT. & FIN.	PRE-TIN
NAME	040Ⅲ TERMINAL FEMALE (S)
PART NO. CH. CODE	7116-4233-02 (7B16-4233-02)
DWG NO.	7116-4233-02：R
SET DWG NO.	

YAZAKI CORPORATION