GENERAL TOLERANCE											
	10 MAX	50 MAX	100 MAX	250 MAX	250 OVR	R5 MAX	R10 MAX	R20 MAX	R20 OVR	ANGLE	ECCENT
A	±0.15	±0.2	±0.3	±0.5	±0.75	±0.2	±0.3	±0.5	±2.5	±3°	0.1
B	±0.2	±0.3	±0.55	±0.95	±1.4					±3°	0.1
Ⓒ	±0.3	±0.5	±0.8	±1.4	±2					±3°	0.15

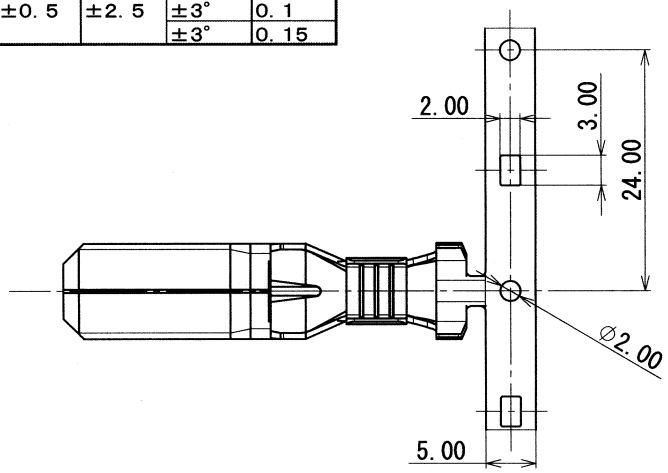

注記

1. 嵌合メス端子 : 7116-5073-02 ETC.
2. 適用電線種・サイズ : AV 5~8
AVX 5~8
AVS 5
上記電線種・サイズのみ適用とする。

NOTES

1. MATING FEMALE TERMINAL : 7116-5073-02 ETC.
2. APPLICABLE WIRE TYPES AND SIZES : AV 5~8
AVX 5~8
AVS 5
ONLY ABOVE SPECIFIED WIRE TYPES AND SIZES SHALL BE APPLIED.

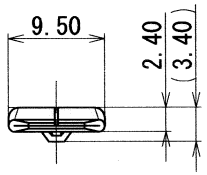

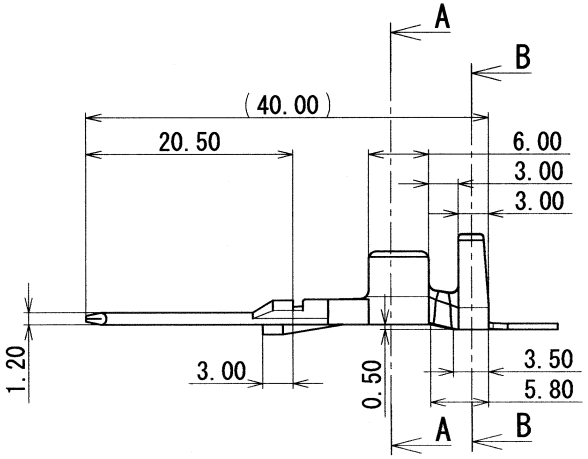

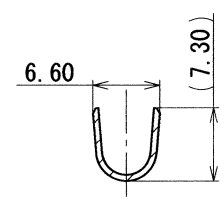

SEC. A-A

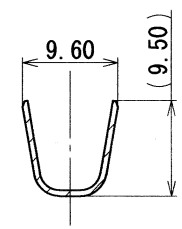

SEC. B-B

ISSUE MARK

LET	DATE	REVISION RECORD	NO.	CHKD
1	06/11/06	CHANGED NOTE	C06-P929	S.M
	06/04/25	NEW	C06-Z386	M.S

GENERAL TOLERANCE							
	10MAX	50MAX	100MAX	250MAX	250OVR	ANGLE	ECCENT
A	±0.15	±0.2	±0.3	±0.5	±0.75	±30'	0.1
B	±0.2	±0.3	±0.55	±0.95	±1.4	±30'	0.1
C	±0.3	±0.5	±0.8	±1.4	±2	±30'	0.15

SPECIFIED

MASS g

CUSTOMER

CUSTOMER PART NO.

CUSTOMER DWG NO.

OFFICE

TRIAL PART NO.

VENDOR

VENDOR NO.

DWG TYPE	DWG SOURCE	DWG DATE	UNIT	SCL	ANGLE
R	NEW	06/04/25	mm	2:1	3

APPROVED	CHECKED	CHECKED	DESIGN	DRAWN
高橋 06.11.07		鈴木基 '06.11.06	M. SUZUKI 06/03/23	御手洗 '06.11.06

MATL. SPEC. COPPER ALLOY (t=0.6)

TREAT. & FIN. TIN PLATING

NAME 375 TYPE CONNECTOR MALE TERMINAL

PART NO. CH. CODE 7114-5073-02

DWG NO. 7114-5073-02:R

SET DWG NO.

YAZAKI CORPORATION